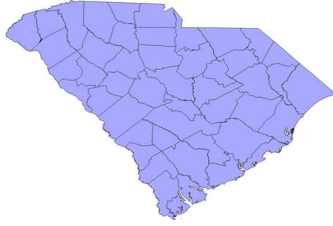


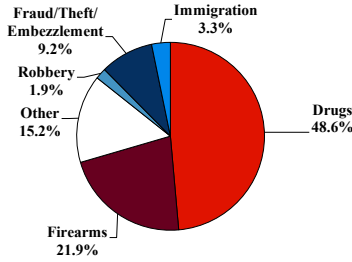
District at a Glance

District of South Carolina

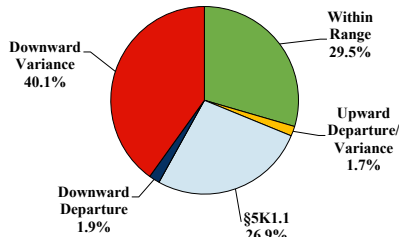
Fiscal Year 2023



Type of Crime



Sentence Imposed Relative to the Guideline Range



SENTENCING INFORMATION BY TYPE OF CRIME

	TOTAL	Immigration	Drug Trafficking	Firearms	Fraud/Theft /Embezzle	Robbery	Child Porn	Money Laundering	All Other
Total	644	21	309	141	59	12	14	11	77
Mean Sentence (months)	72	8	75	66	22	116	75	66	117
Median Sentence (months)	57	6	60	60	18	107	72	70	78

IMPRISONMENT

Total Receiving Imprisonment	591	21	292	130	48	11	14	10	65
Prison Only	585	21	290	130	45	11	13	10	65
Up to 12 Months	90	15	43	10	11	0	2	2	7
13 to 60 Months	213	6	98	54	30	1	4	2	18
61 to 120 Months	179	0	97	53	4	4	5	3	13
Over 120 Months	103	0	52	13	0	6	2	3	27
Prison and Alternatives	6	0	2	0	3	0	1	0	0

PROBATION

Total Receiving Probation	53	0	17	11	11	1	0	1	12
Probation Only	45	0	13	11	10	1	0	1	9
Probation and Alternatives	8	0	4	0	1	0	0	0	3

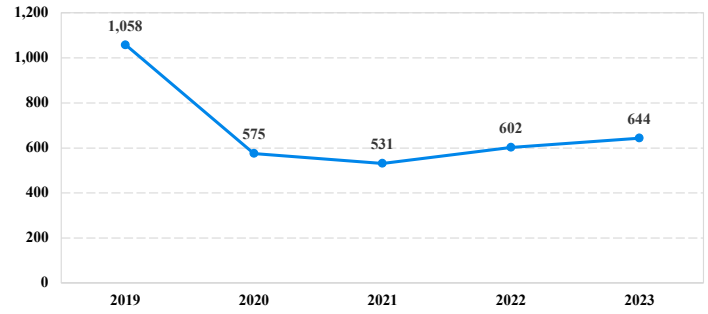
FINE ONLY

Total	0	0	0	0	0	0	0	0	0
--------------	----------	----------	----------	----------	----------	----------	----------	----------	----------

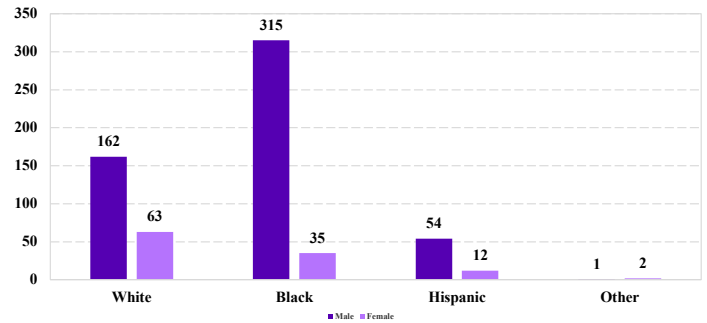
Cases with indeterminable sentence terms are excluded from the calculation of the Mean Sentence or Median Sentence category. Sentences greater than 470 months and probation were included in the sentence average computations as 470 months and zero months, respectively. Cases in the Total Receiving Imprisonment, Total Receiving Probation, and Fine Only categories total 100 percent of all cases. Cases missing information required for a specific analysis were excluded from that analysis. Descriptions of variables used in this analysis are provided in Appendix A.

SOURCE: U.S. Sentencing Commission, 2019 - 2023 Datafiles, USSCFY19 - USSCFY23.

Number of Sentenced Individuals Over Time



Race and Gender



Citizenship, Guilty Pleas, and Trials

