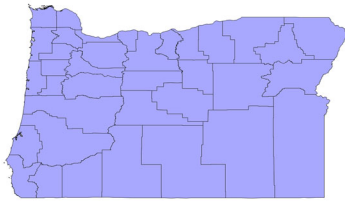


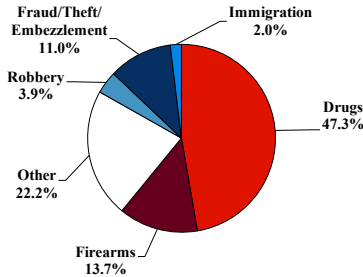
District at a Glance

District of Oregon

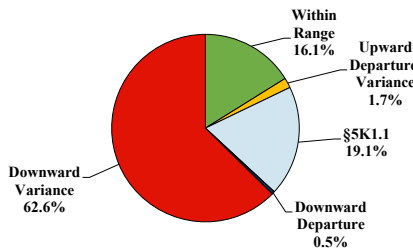
Fiscal Year 2023



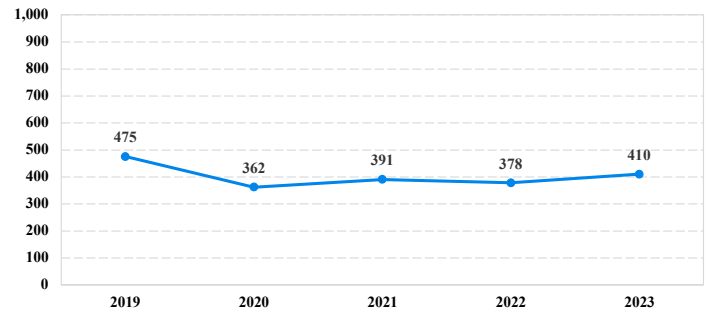
Type of Crime



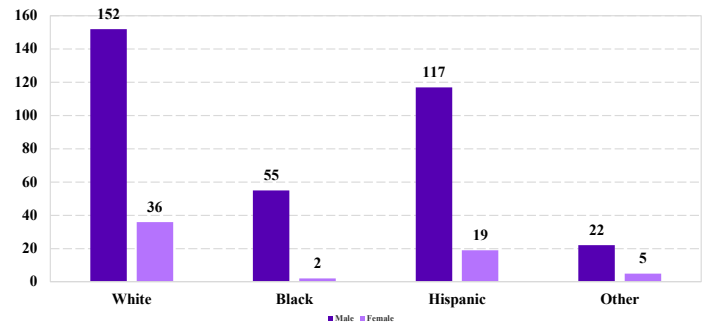
Sentence Imposed Relative to the Guideline Range



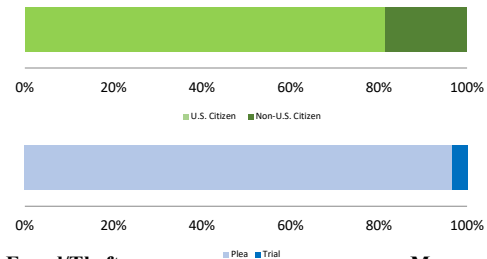
Number of Sentenced Individuals Over Time



Race and Gender



Citizenship, Guilty Pleas, and Trials



SENTENCING INFORMATION BY TYPE OF CRIME

	TOTAL	Immigration	Drug Trafficking	Firearms	Fraud/Theft /Embezzle	Robbery	Child Porn	Money Laundering	All Other
	410	8	193	56	45	16	20	10	62
Mean Sentence (months)	46	13	48	33	20	70	70	59	57
Median Sentence (months)	30	9	37	27	6	44	60	17	15

IMPRISONMENT

Total Receiving Imprisonment	378	7	191	54	31	16	18	8	53
Prison Only	361	7	182	50	30	15	18	8	51
Up to 12 Months	70	3	22	10	13	1	3	1	17
13 to 60 Months	196	4	108	33	13	10	6	3	19
61 to 120 Months	62	0	40	7	3	0	5	3	4
Over 120 Months	33	0	12	0	1	4	4	1	11
Prison and Alternatives	17	0	9	4	1	1	0	0	2

PROBATION

Total Receiving Probation	32	1	2	2	14	0	2	2	9
Probation Only	23	1	2	1	10	0	2	1	6
Probation and Alternatives	9	0	0	1	4	0	0	1	3

FINE ONLY

FINE ONLY	0	0	0	0	0	0	0	0	0
------------------	----------	----------	----------	----------	----------	----------	----------	----------	----------

Cases with indeterminable sentence terms are excluded from the calculation of the Mean Sentence or Median Sentence category. Sentences greater than 470 months and probation were included in the sentence average computations as 470 months and zero months, respectively. Cases in the Total Receiving Imprisonment, Total Receiving Probation, and Fine Only categories total 100 percent of all cases. Cases missing information required for a specific analysis were excluded from that analysis. Descriptions of variables used in this analysis are provided in Appendix A.

SOURCE: U.S. Sentencing Commission, 2019 - 2023 Datafiles, USSCFY19 - USSCFY23.