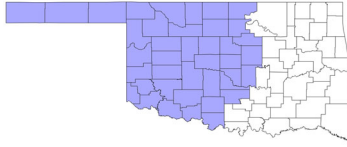


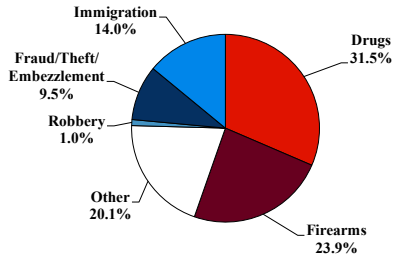
District at a Glance

Western District of Oklahoma

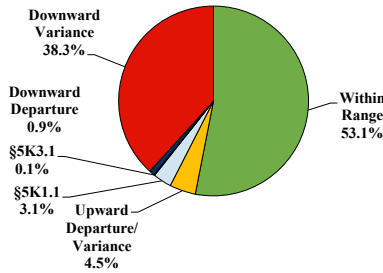
Fiscal Year 2023



Type of Crime



Sentence Imposed Relative to the Guideline Range



SENTENCING INFORMATION BY TYPE OF CRIME

	TOTAL	Immigration	Drug Trafficking	Firearms	Fraud/Theft /Embezzle	Robbery	Child Porn	Money Laundering	All Other
Total	677	95	196	162	64	7	8	8	137
Mean Sentence (months)	59	16	100	56	18	98	80	163	41
Median Sentence (months)	37	8	84	48	10	96	69	150	1

IMPRISONMENT

Total Receiving Imprisonment	587	95	191	150	44	7	8	8	84
Prison Only	585	95	191	149	44	7	8	8	83
Up to 12 Months	109	59	4	3	15	0	1	0	27
13 to 60 Months	249	32	63	85	27	3	2	3	34
61 to 120 Months	145	4	69	56	1	1	3	1	10
Over 120 Months	82	0	55	5	1	3	2	4	12
Prison and Alternatives	2	0	0	1	0	0	0	0	1

PROBATION

Total Receiving Probation	58	0	5	9	12	0	0	0	32
Probation Only	50	0	3	8	9	0	0	0	30
Probation and Alternatives	8	0	2	1	3	0	0	0	2

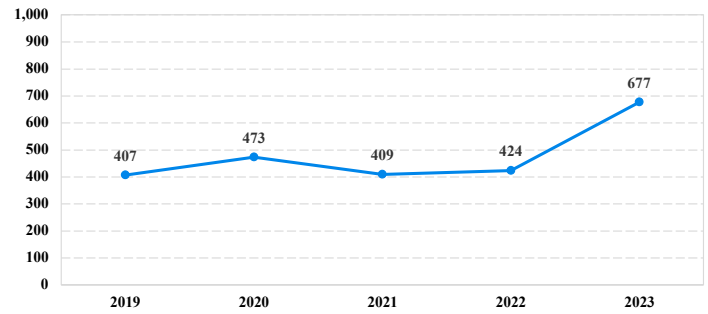
FINE ONLY

Total	32	0	0	3	8	0	0	0	21
--------------	-----------	----------	----------	----------	----------	----------	----------	----------	-----------

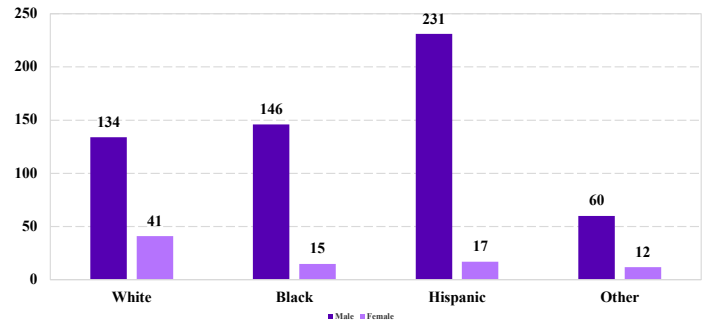
Cases with indeterminable sentence terms are excluded from the calculation of the Mean Sentence or Median Sentence category. Sentences greater than 470 months and probation were included in the sentence average computations as 470 months and zero months, respectively. Cases in the Total Receiving Imprisonment, Total Receiving Probation, and Fine Only categories total 100 percent of all cases. Cases missing information required for a specific analysis were excluded from that analysis. Descriptions of variables used in this analysis are provided in Appendix A.

SOURCE: U.S. Sentencing Commission, 2019 - 2023 Datafiles, USSCFY19 - USSCFY23.

Number of Sentenced Individuals Over Time



Race and Gender



Citizenship, Guilty Pleas, and Trials

