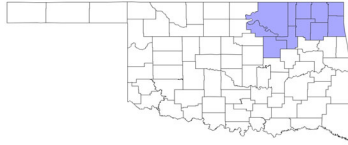


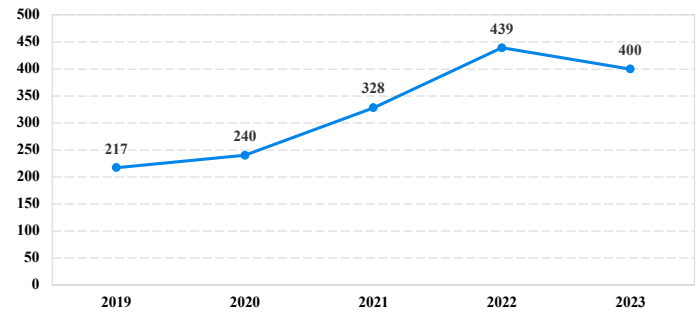
# District at a Glance

## Northern District of Oklahoma

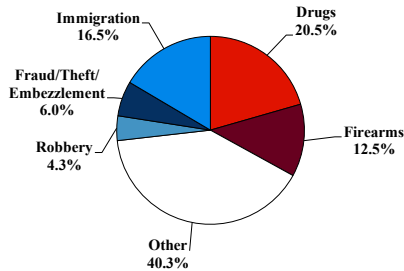
### Fiscal Year 2023



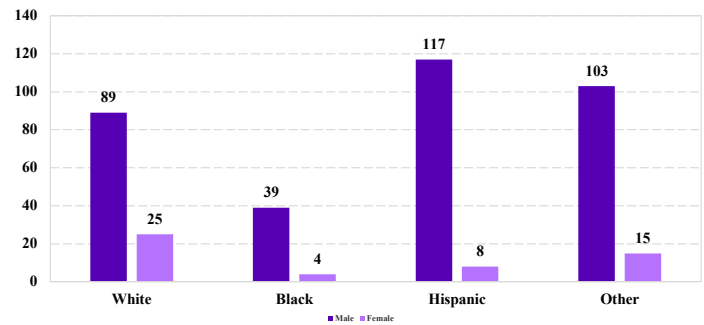
Number of Sentenced Individuals Over Time



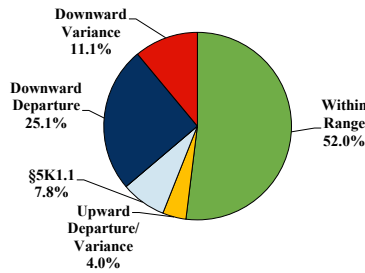
Type of Crime



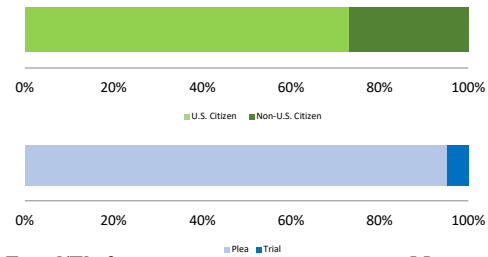
Race and Gender



Sentence Imposed Relative to the Guideline Range



Citizenship, Guilty Pleas, and Trials



#### SENTENCING INFORMATION BY TYPE OF CRIME

	TOTAL	Immigration	Drug Trafficking	Firearms	Fraud/Theft /Embezzle	Robbery	Child Porn	Money Laundering	All Other
<b>Total</b>	<b>400</b>	<b>66</b>	<b>80</b>	<b>50</b>	<b>24</b>	<b>17</b>	<b>4</b>	<b>0</b>	<b>159</b>
Mean Sentence (months)	65	11	62	41	10	91	90	--	101
Median Sentence (months)	24	8	48	32	6	63	87	--	30

#### IMPRISONMENT

	TOTAL	Immigration	Drug Trafficking	Firearms	Fraud/Theft /Embezzle	Robbery	Child Porn	Money Laundering	All Other
<b>Total Receiving Imprisonment</b>	<b>356</b>	<b>66</b>	<b>74</b>	<b>46</b>	<b>14</b>	<b>17</b>	<b>4</b>	<b>0</b>	<b>135</b>
Prison Only	353	66	72	46	13	17	4	0	135
Up to 12 Months	83	44	5	3	6	0	0	0	25
13 to 60 Months	170	22	42	34	7	8	0	0	57
61 to 120 Months	46	0	19	6	0	3	4	0	14
Over 120 Months	54	0	6	3	0	6	0	0	39
Prison and Alternatives	3	0	2	0	1	0	0	0	0

#### PROBATION

	TOTAL	Immigration	Drug Trafficking	Firearms	Fraud/Theft /Embezzle	Robbery	Child Porn	Money Laundering	All Other
<b>Total Receiving Probation</b>	<b>40</b>	<b>0</b>	<b>6</b>	<b>4</b>	<b>9</b>	<b>0</b>	<b>0</b>	<b>0</b>	<b>21</b>
Probation Only	32	0	5	3	7	0	0	0	17
Probation and Alternatives	8	0	1	1	2	0	0	0	4

#### FINE ONLY

	TOTAL	Immigration	Drug Trafficking	Firearms	Fraud/Theft /Embezzle	Robbery	Child Porn	Money Laundering	All Other
<b>Total</b>	<b>4</b>	<b>0</b>	<b>0</b>	<b>0</b>	<b>1</b>	<b>0</b>	<b>0</b>	<b>0</b>	<b>3</b>

Cases with indeterminable sentence terms are excluded from the calculation of the Mean Sentence or Median Sentence category. Sentences greater than 470 months and probation were included in the sentence average computations as 470 months and zero months, respectively. Cases in the Total Receiving Imprisonment, Total Receiving Probation, and Fine Only categories total 100 percent of all cases. Cases missing information required for a specific analysis were excluded from that analysis. Descriptions of variables used in this analysis are provided in Appendix A.

SOURCE: U.S. Sentencing Commission, 2019 - 2023 Datafiles, USSCFY19 - USSCFY23.