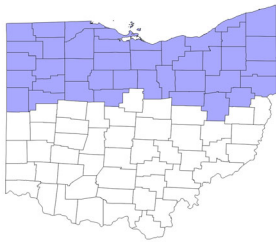


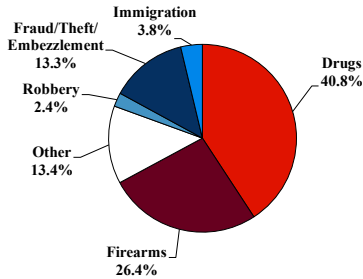
District at a Glance

Northern District of Ohio

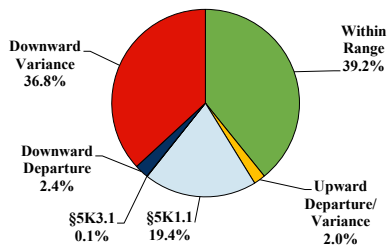
Fiscal Year 2023



Type of Crime



Sentence Imposed Relative to the Guideline Range



SENTENCING INFORMATION BY TYPE OF CRIME

	TOTAL	Immigration	Drug Trafficking	Firearms	Fraud/Theft /Embezzle	Robbery	Child Porn	Money Laundering	All Other
Total	880	33	359	232	117	21	31	15	72
Mean Sentence (months)	59	6	77	44	20	117	119	82	54
Median Sentence (months)	41	4	63	36	15	102	108	52	30

IMPRISONMENT

Total Receiving Imprisonment	801	33	331	214	90	21	31	15	66
Prison Only	778	33	324	208	85	21	31	15	61
Up to 12 Months	80	28	12	10	16	0	0	0	14
13 to 60 Months	389	5	123	146	65	6	3	10	31
61 to 120 Months	202	0	121	43	4	7	19	1	7
Over 120 Months	107	0	68	9	0	8	9	4	9
Prison and Alternatives	23	0	7	6	5	0	0	0	5

PROBATION

Total Receiving Probation	79	0	28	18	27	0	0	0	6
Probation Only	59	0	20	14	22	0	0	0	3
Probation and Alternatives	20	0	8	4	5	0	0	0	3

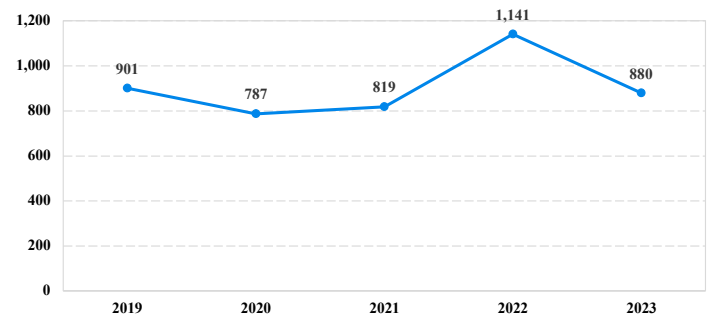
FINE ONLY

Total	0	0	0	0	0	0	0	0	0
--------------	----------	----------	----------	----------	----------	----------	----------	----------	----------

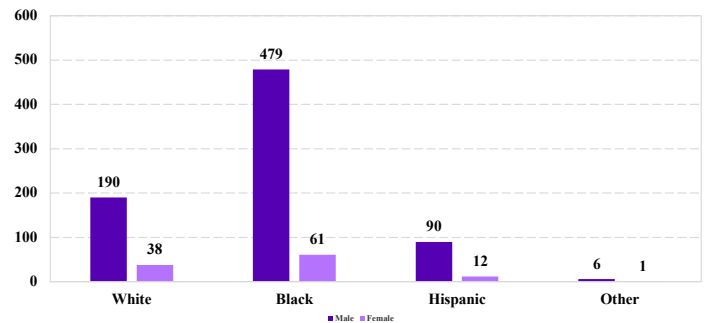
Cases with indeterminable sentence terms are excluded from the calculation of the Mean Sentence or Median Sentence category. Sentences greater than 470 months and probation were included in the sentence average computations as 470 months and zero months, respectively. Cases in the Total Receiving Imprisonment, Total Receiving Probation, and Fine Only categories total 100 percent of all cases. Cases missing information required for a specific analysis were excluded from that analysis. Descriptions of variables used in this analysis are provided in Appendix A.

SOURCE: U.S. Sentencing Commission, 2019 - 2023 Datafiles, USSCFY19 - USSCFY23.

Number of Sentenced Individuals Over Time



Race and Gender



Citizenship, Guilty Pleas, and Trials

