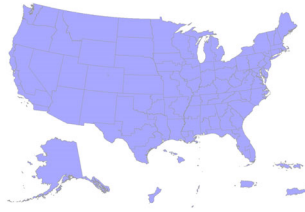


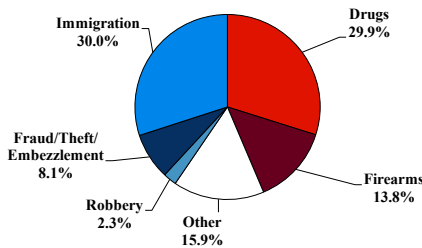
# District at a Glance

## National

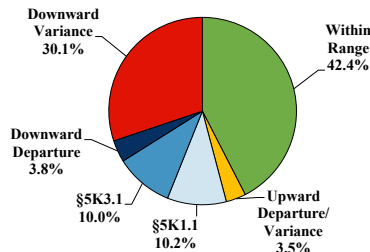
### Fiscal Year 2023



#### Type of Crime



#### Sentence Imposed Relative to the Guideline Range



#### SENTENCING INFORMATION BY TYPE OF CRIME

	TOTAL	Immigration	Drug Trafficking	Firearms	Fraud/Theft /Embezzle	Robbery	Child Porn	Money Laundering	All Other
	64,124	19,226	19,007	8,832	5,205	1,503	1,408	1,312	7,631
Mean Sentence (months)	52	12	82	49	22	110	115	63	81
Median Sentence (months)	24	8	63	40	12	96	97	36	24

#### IMPRISONMENT

	TOTAL	Immigration	Drug Trafficking	Firearms	Fraud/Theft /Embezzle	Robbery	Child Porn	Money Laundering	All Other
<b>Total Receiving Imprisonment</b>	<b>59,268</b>	<b>18,452</b>	<b>18,475</b>	<b>8,257</b>	<b>3,857</b>	<b>1,491</b>	<b>1,395</b>	<b>1,172</b>	<b>6,169</b>
Prison Only	57,579	18,108	17,862	8,078	3,656	1,450	1,381	1,122	5,922
Up to 12 Months	15,344	10,831	1,253	604	1,086	28	31	159	1,352
13 to 60 Months	24,990	7,125	7,118	5,088	2,184	383	324	537	2,231
61 to 120 Months	10,140	138	5,572	2,032	314	533	576	228	747
Over 120 Months	7,104	13	3,919	354	72	506	450	198	1,592
Prison and Alternatives	1,689	344	613	179	201	41	14	50	247

#### PROBATION

	TOTAL	Immigration	Drug Trafficking	Firearms	Fraud/Theft /Embezzle	Robbery	Child Porn	Money Laundering	All Other
<b>Total Receiving Probation</b>	<b>4,563</b>	<b>774</b>	<b>530</b>	<b>567</b>	<b>1,305</b>	<b>12</b>	<b>13</b>	<b>138</b>	<b>1,224</b>
Probation Only	3,808	681	417	458	1,076	12	13	101	1,050
Probation and Alternatives	755	93	113	109	229	0	0	37	174

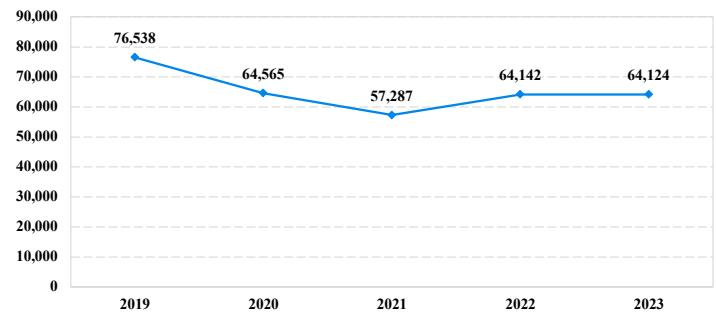
#### FINE ONLY

	TOTAL	Immigration	Drug Trafficking	Firearms	Fraud/Theft /Embezzle	Robbery	Child Porn	Money Laundering	All Other
	293	0	2	8	43	0	0	2	238

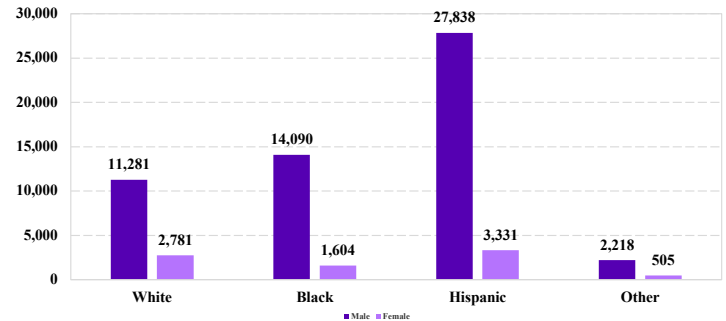
Cases with indeterminable sentence terms are excluded from the calculation of the Mean Sentence or Median Sentence category. Sentences greater than 470 months and probation were included in the sentence average computations as 470 months and zero months, respectively. Cases in the Total Receiving Imprisonment, Total Receiving Probation, and Fine Only categories total 100 percent of all cases. Cases missing information required for a specific analysis were excluded from that analysis. Descriptions of variables used in this analysis are provided in Appendix A.

SOURCE: U.S. Sentencing Commission, 2019 - 2023 Datafiles, USSCFY19 - USSCFY23.

#### Number of Sentenced Individuals Over Time



#### Race and Gender



#### Citizenship, Guilty Pleas, and Trials

