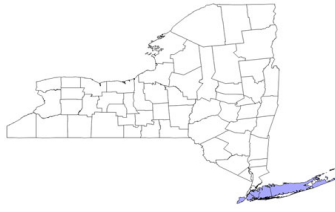


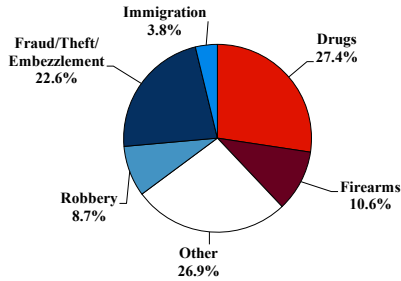
District at a Glance

Eastern District of New York

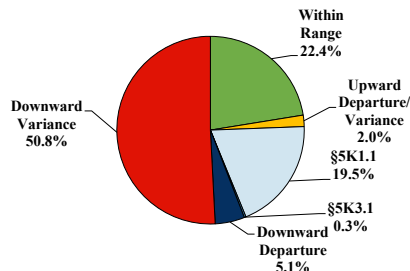
Fiscal Year 2023



Type of Crime



Sentence Imposed Relative to the Guideline Range



SENTENCING INFORMATION BY TYPE OF CRIME

	TOTAL	Immigration	Drug Trafficking	Firearms	Fraud/Theft /Embezzle	Robbery	Child Porn	Money Laundering	All Other
Total	709	27	194	75	160	62	20	27	144
Mean Sentence (months)	52	11	43	46	12	77	93	26	106
Median Sentence (months)	21	8	29	37	1	76	75	2	33

IMPRISONMENT

Total Receiving Imprisonment	586	22	176	72	101	60	20	20	115
Prison Only	573	22	172	72	96	59	20	19	113
Up to 12 Months	154	13	49	9	48	8	1	7	19
13 to 60 Months	236	9	74	44	45	15	7	9	33
61 to 120 Months	108	0	37	16	2	25	7	3	18
Over 120 Months	75	0	12	3	1	11	5	0	43
Prison and Alternatives	13	0	4	0	5	1	0	1	2

PROBATION

Total Receiving Probation	122	5	18	3	58	2	0	7	29
Probation Only	111	2	17	3	55	2	0	7	25
Probation and Alternatives	11	3	1	0	3	0	0	0	4

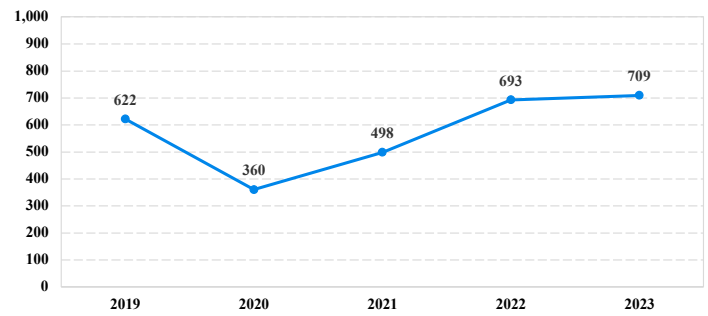
FINE ONLY

Total	1	0	0	0	1	0	0	0	0
--------------	----------	----------	----------	----------	----------	----------	----------	----------	----------

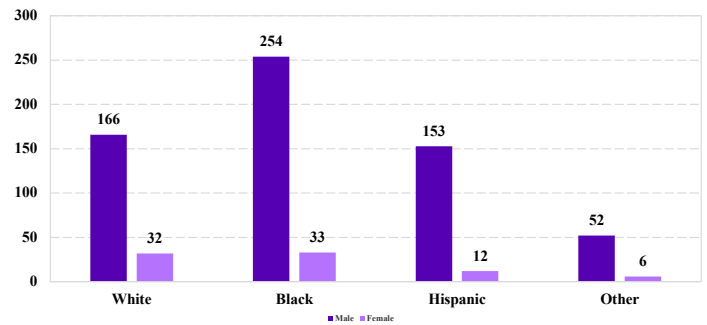
Cases with indeterminable sentence terms are excluded from the calculation of the Mean Sentence or Median Sentence category. Sentences greater than 470 months and probation were included in the sentence average computations as 470 months and zero months, respectively. Cases in the Total Receiving Imprisonment, Total Receiving Probation, and Fine Only categories total 100 percent of all cases. Cases missing information required for a specific analysis were excluded from that analysis. Descriptions of variables used in this analysis are provided in Appendix A.

SOURCE: U.S. Sentencing Commission, 2019 - 2023 Datafiles, USSCFY19 - USSCFY23.

Number of Sentenced Individuals Over Time



Race and Gender



Citizenship, Guilty Pleas, and Trials

