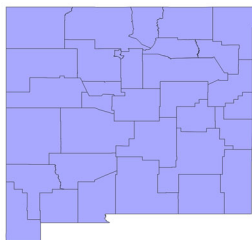


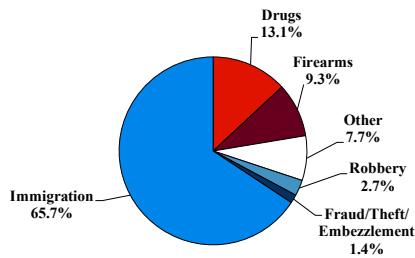
# District at a Glance

## District of New Mexico

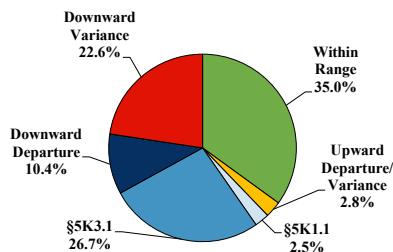
### Fiscal Year 2023



#### Type of Crime



#### Sentence Imposed Relative to the Guideline Range



#### SENTENCING INFORMATION BY TYPE OF CRIME

	TOTAL	Immigration	Drug Trafficking	Firearms	Fraud/Theft /Embezzle	Robbery	Child Porn	Money Laundering	All Other
<b>TOTAL</b>	<b>2,006</b>	<b>1,318</b>	<b>263</b>	<b>187</b>	<b>29</b>	<b>55</b>	<b>8</b>	<b>8</b>	<b>138</b>
Mean Sentence (months)	29	10	63	47	17	71	138	75	89
Median Sentence (months)	12	6	51	37	9	60	115	41	39

#### IMPRISONMENT

	TOTAL	Immigration	Drug Trafficking	Firearms	Fraud/Theft /Embezzle	Robbery	Child Porn	Money Laundering	All Other
<b>Total Receiving Imprisonment</b>	<b>1,966</b>	<b>1,309</b>	<b>257</b>	<b>179</b>	<b>21</b>	<b>54</b>	<b>8</b>	<b>7</b>	<b>131</b>
Prison Only	1,760	1,275	183	140	19	37	7	6	93
Up to 12 Months	964	886	43	6	8	1	1	0	19
13 to 60 Months	640	387	75	106	9	18	2	3	40
61 to 120 Months	115	2	47	24	2	14	2	2	22
Over 120 Months	41	0	18	4	0	4	2	1	12
Prison and Alternatives	206	34	74	39	2	17	1	1	38

#### PROBATION

	TOTAL	Immigration	Drug Trafficking	Firearms	Fraud/Theft /Embezzle	Robbery	Child Porn	Money Laundering	All Other
<b>Total Receiving Probation</b>	<b>40</b>	<b>9</b>	<b>6</b>	<b>8</b>	<b>8</b>	<b>1</b>	<b>0</b>	<b>1</b>	<b>7</b>
Probation Only	29	3	5	7	8	1	0	1	4
Probation and Alternatives	11	6	1	1	0	0	0	0	3

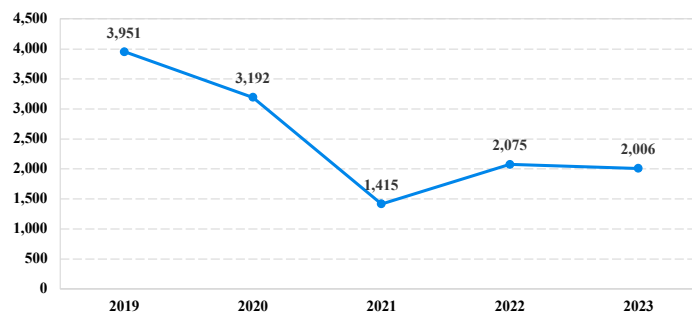
#### FINE ONLY

	TOTAL	Immigration	Drug Trafficking	Firearms	Fraud/Theft /Embezzle	Robbery	Child Porn	Money Laundering	All Other
<b>TOTAL</b>	<b>0</b>	<b>0</b>	<b>0</b>	<b>0</b>	<b>0</b>	<b>0</b>	<b>0</b>	<b>0</b>	<b>0</b>

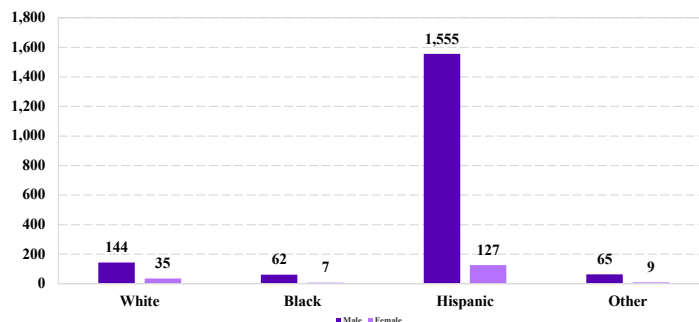
Cases with indeterminable sentence terms are excluded from the calculation of the Mean Sentence or Median Sentence category. Sentences greater than 470 months and probation were included in the sentence average computations as 470 months and zero months, respectively. Cases in the Total Receiving Imprisonment, Total Receiving Probation, and Fine Only categories total 100 percent of all cases. Cases missing information required for a specific analysis were excluded from that analysis. Descriptions of variables used in this analysis are provided in Appendix A.

SOURCE: U.S. Sentencing Commission, 2019 - 2023 Datafiles, USSCFY19 - USSCFY23.

#### Number of Sentenced Individuals Over Time



#### Race and Gender



#### Citizenship, Guilty Pleas, and Trials

