

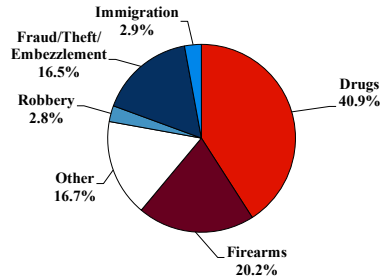
District at a Glance

District of New Jersey

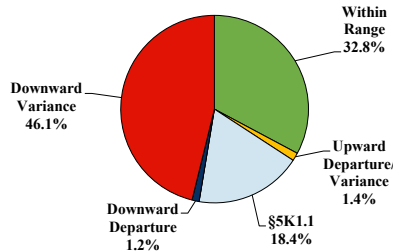
Fiscal Year 2023



Type of Crime



Sentence Imposed Relative to the Guideline Range



SENTENCING INFORMATION BY TYPE OF CRIME

	TOTAL	Immigration	Drug Trafficking	Firearms	Fraud/Theft /Embezzle	Robbery	Child Porn	Money Laundering	All Other
Total	723	21	294	146	119	20	11	23	89
Mean Sentence (months)	47	14	48	52	22	84	110	29	65
Median Sentence (months)	33	12	39	37	12	70	120	16	21

IMPRISONMENT

Total Receiving Imprisonment	637	20	273	141	86	20	11	19	67
Prison Only	614	20	265	138	83	19	11	14	64
Up to 12 Months	89	9	40	7	24	0	0	1	8
13 to 60 Months	338	11	138	83	52	7	1	10	36
61 to 120 Months	134	0	65	42	5	8	7	3	4
Over 120 Months	53	0	22	6	2	4	3	0	16
Prison and Alternatives	23	0	8	3	3	1	0	5	3

PROBATION

Total Receiving Probation	85	1	21	5	32	0	0	4	22
Probation Only	53	0	11	2	21	0	0	4	15
Probation and Alternatives	32	1	10	3	11	0	0	0	7

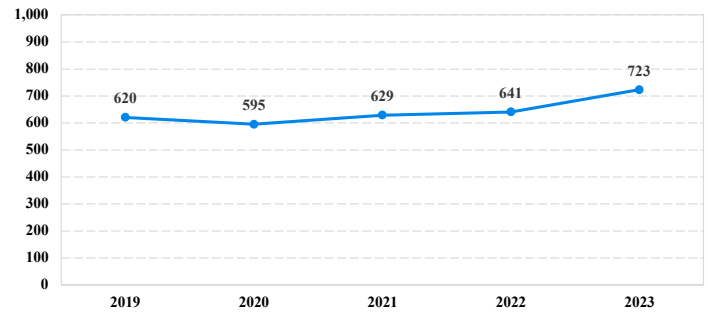
FINE ONLY

Total	1	0	0	0	1	0	0	0	0
--------------	----------	----------	----------	----------	----------	----------	----------	----------	----------

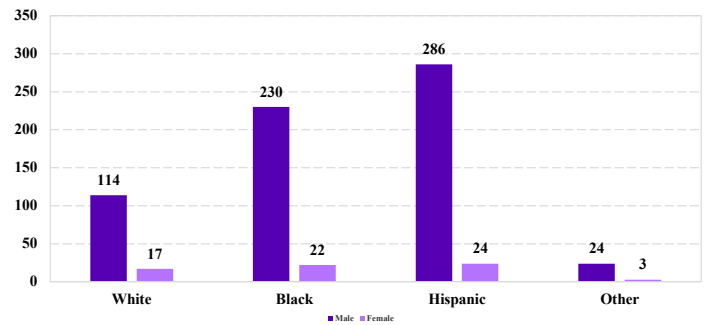
Cases with indeterminable sentence terms are excluded from the calculation of the Mean Sentence or Median Sentence category. Sentences greater than 470 months and probation were included in the sentence average computations as 470 months and zero months, respectively. Cases in the Total Receiving Imprisonment, Total Receiving Probation, and Fine Only categories total 100 percent of all cases. Cases missing information required for a specific analysis were excluded from that analysis. Descriptions of variables used in this analysis are provided in Appendix A.

SOURCE: U.S. Sentencing Commission, 2019 - 2023 Datafiles, USSCFY19 - USSCFY23.

Number of Sentenced Individuals Over Time



Race and Gender



Citizenship, Guilty Pleas, and Trials

