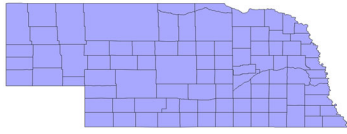


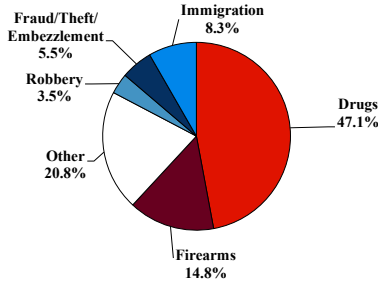
District at a Glance

District of Nebraska

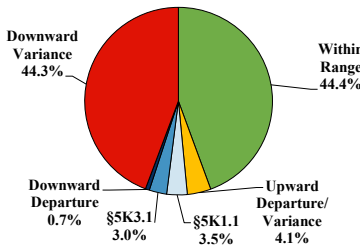
Fiscal Year 2023



Type of Crime



Sentence Imposed Relative to the Guideline Range



SENTENCING INFORMATION BY TYPE OF CRIME

	TOTAL	Immigration	Drug Trafficking	Firearms	Fraud/Theft /Embezzle	Robbery	Child Porn	Money Laundering	All Other
Total	567	47	267	84	31	20	39	8	71
Mean Sentence (months)	90	10	118	52	16	97	113	77	100
Median Sentence (months)	73	6	120	36	6	91	108	72	30

IMPRISONMENT

Total Receiving Imprisonment	533	47	265	74	20	20	39	8	60
Prison Only	530	47	263	74	20	20	39	8	59
Up to 12 Months	49	31	2	3	6	0	0	0	7
13 to 60 Months	158	16	50	45	12	6	4	2	23
61 to 120 Months	170	0	98	23	2	10	23	5	9
Over 120 Months	153	0	113	3	0	4	12	1	20
Prison and Alternatives	3	0	2	0	0	0	0	0	1

PROBATION

Total Receiving Probation	34	0	2	10	11	0	0	0	11
Probation Only	27	0	2	8	8	0	0	0	9
Probation and Alternatives	7	0	0	2	3	0	0	0	2

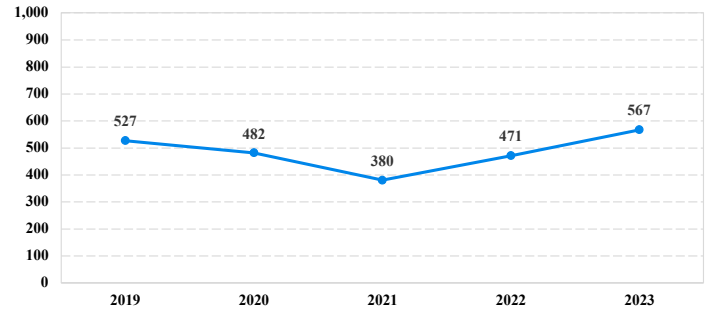
FINE ONLY

Total	0	0	0	0	0	0	0	0	0
--------------	----------	----------	----------	----------	----------	----------	----------	----------	----------

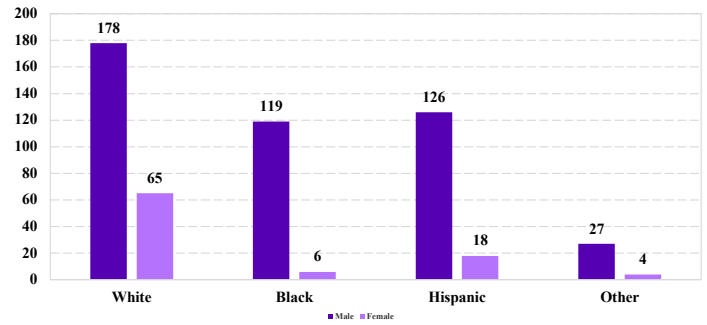
Cases with indeterminable sentence terms are excluded from the calculation of the Mean Sentence or Median Sentence category. Sentences greater than 470 months and probation were included in the sentence average computations as 470 months and zero months, respectively. Cases in the Total Receiving Imprisonment, Total Receiving Probation, and Fine Only categories total 100 percent of all cases. Cases missing information required for a specific analysis were excluded from that analysis. Descriptions of variables used in this analysis are provided in Appendix A.

SOURCE: U.S. Sentencing Commission, 2019 - 2023 Datafiles, USSCFY19 - USSCFY23.

Number of Sentenced Individuals Over Time



Race and Gender



Citizenship, Guilty Pleas, and Trials

