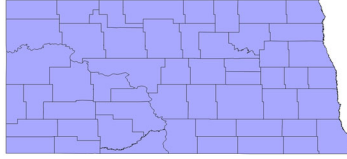


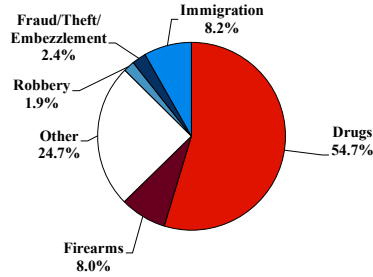
District at a Glance

District of North Dakota

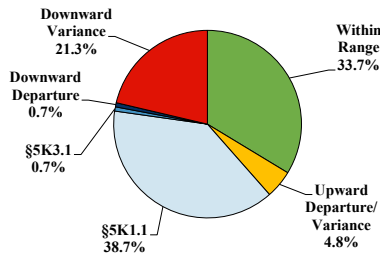
Fiscal Year 2023



Type of Crime



Sentence Imposed Relative to the Guideline Range



SENTENCING INFORMATION BY TYPE OF CRIME

	TOTAL	Immigration	Drug Trafficking	Firearms	Fraud/Theft /Embezzle	Robbery	Child Porn	Money Laundering	All Other
Total	413	34	224	33	10	8	14	10	80
Mean Sentence (months)	58	8	61	34	20	59	128	125	65
Median Sentence (months)	38	4	48	28	20	50	120	95	33

IMPRISONMENT

Total Receiving Imprisonment	408	34	221	33	10	8	14	10	78
Prison Only	389	34	210	32	10	8	14	10	71
Up to 12 Months	95	24	45	6	4	0	0	0	16
13 to 60 Months	162	10	80	21	5	6	3	4	33
61 to 120 Months	89	0	61	5	1	2	6	2	12
Over 120 Months	43	0	24	0	0	0	5	4	10
Prison and Alternatives	19	0	11	1	0	0	0	0	7

PROBATION

Total Receiving Probation	5	0	3	0	0	0	0	0	2
Probation Only	2	0	0	0	0	0	0	0	2
Probation and Alternatives	3	0	3	0	0	0	0	0	0

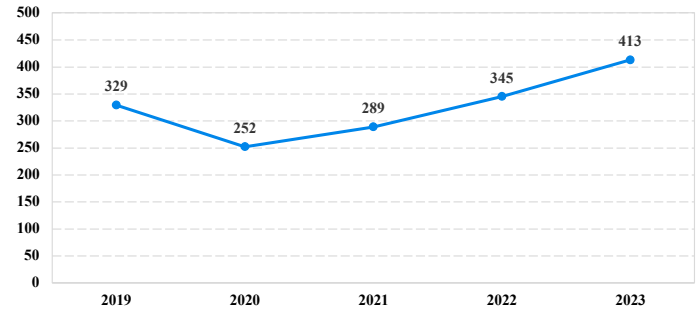
FINE ONLY

Total	0	0	0	0	0	0	0	0	0
--------------	----------	----------	----------	----------	----------	----------	----------	----------	----------

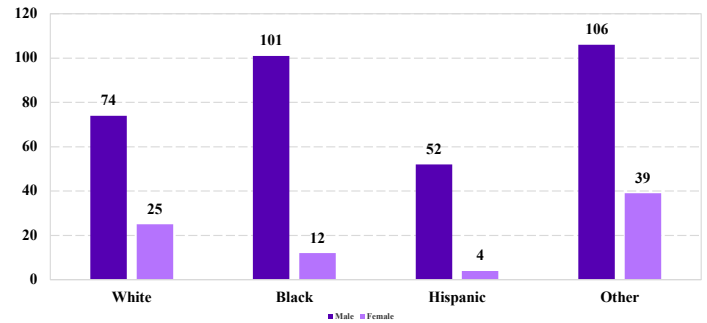
Cases with indeterminable sentence terms are excluded from the calculation of the Mean Sentence or Median Sentence category. Sentences greater than 470 months and probation were included in the sentence average computations as 470 months and zero months, respectively. Cases in the Total Receiving Imprisonment, Total Receiving Probation, and Fine Only categories total 100 percent of all cases. Cases missing information required for a specific analysis were excluded from that analysis. Descriptions of variables used in this analysis are provided in Appendix A.

SOURCE: U.S. Sentencing Commission, 2019 - 2023 Datafiles, USSCFY19 - USSCFY23.

Number of Sentenced Individuals Over Time



Race and Gender



Citizenship, Guilty Pleas, and Trials

