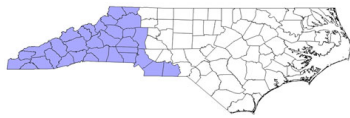


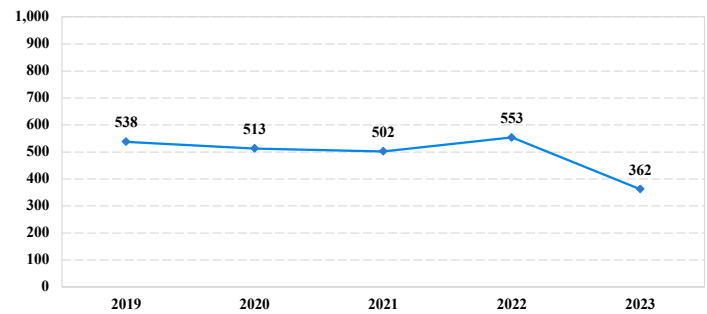
# District at a Glance

## Western District of North Carolina

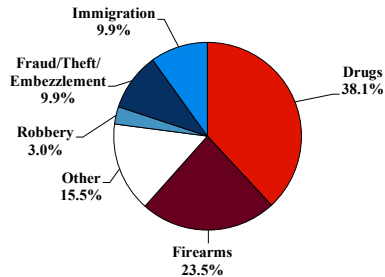
### Fiscal Year 2023



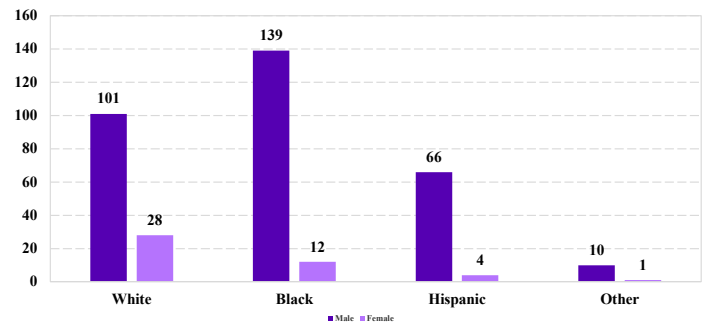
#### Number of Sentenced Individuals Over Time



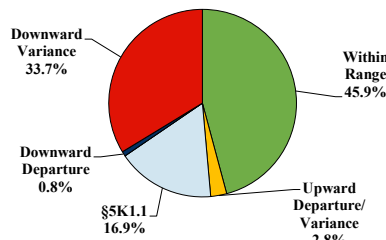
#### Type of Crime



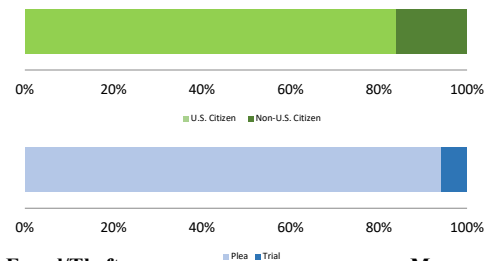
#### Race and Gender



#### Sentence Imposed Relative to the Guideline Range



#### Citizenship, Guilty Pleas, and Trials



#### SENTENCING INFORMATION BY TYPE OF CRIME

	TOTAL	Immigration	Drug Trafficking	Firearms	Fraud/Theft /Embezzle	Robbery	Child Porn	Money Laundering	All Other
<b>Total</b>	<b>362</b>	<b>36</b>	<b>137</b>	<b>85</b>	<b>36</b>	<b>11</b>	<b>16</b>	<b>12</b>	<b>29</b>
Mean Sentence (months)	87	12	124	54	34	127	117	85	133
Median Sentence (months)	62	8	120	46	29	120	77	43	48

#### IMPRISONMENT

<b>Total Receiving Imprisonment</b>	<b>350</b>	<b>36</b>	<b>137</b>	<b>83</b>	<b>31</b>	<b>11</b>	<b>16</b>	<b>12</b>	<b>24</b>
Prison Only	346	36	135	81	31	11	16	12	24
Up to 12 Months	35	24	2	4	4	0	0	0	1
13 to 60 Months	130	12	24	51	22	1	4	7	9
61 to 120 Months	90	0	47	22	5	6	6	2	2
Over 120 Months	91	0	62	4	0	4	6	3	12
Prison and Alternatives	4	0	2	2	0	0	0	0	0

#### PROBATION

<b>Total Receiving Probation</b>	<b>12</b>	<b>0</b>	<b>0</b>	<b>2</b>	<b>5</b>	<b>0</b>	<b>0</b>	<b>0</b>	<b>5</b>
Probation Only	7	0	0	0	2	0	0	0	5
Probation and Alternatives	5	0	0	2	3	0	0	0	0

#### FINE ONLY

<b>Total</b>	<b>0</b>	<b>0</b>	<b>0</b>	<b>0</b>	<b>0</b>	<b>0</b>	<b>0</b>	<b>0</b>	<b>0</b>
--------------	----------	----------	----------	----------	----------	----------	----------	----------	----------

Cases with indeterminable sentence terms are excluded from the calculation of the Mean Sentence or Median Sentence category. Sentences greater than 470 months and probation were included in the sentence average computations as 470 months and zero months, respectively. Cases in the Total Receiving Imprisonment, Total Receiving Probation, and Fine Only categories total 100 percent of all cases. Cases missing information required for a specific analysis were excluded from that analysis. Descriptions of variables used in this analysis are provided in Appendix A.

SOURCE: U.S. Sentencing Commission, 2019 - 2023 Datafiles, USSCFY19 - USSCFY23.