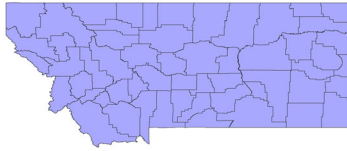


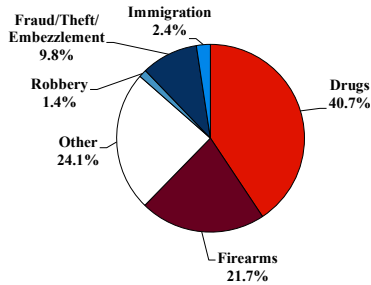
District at a Glance

District of Montana

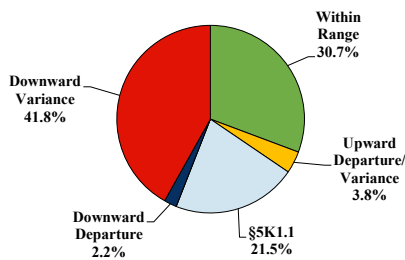
Fiscal Year 2023



Type of Crime



Sentence Imposed Relative to the Guideline Range



SENTENCING INFORMATION BY TYPE OF CRIME

	TOTAL	Immigration	Drug Trafficking	Firearms	Fraud/Theft /Embezzle	Robbery	Child Porn	Money Laundering	All Other
Total	369	9	150	80	36	5	9	6	74
Mean Sentence (months)	54	13	67	29	18	114	97	81	64
Median Sentence (months)	37	7	60	21	22	120	76	71	38

IMPRISONMENT

Total Receiving Imprisonment	336	9	146	68	28	5	9	5	66
Prison Only	329	9	141	68	28	5	9	5	64
Up to 12 Months	35	5	9	8	5	0	0	0	8
13 to 60 Months	188	4	61	55	23	1	4	2	38
61 to 120 Months	67	0	50	3	0	2	2	2	8
Over 120 Months	39	0	21	2	0	2	3	1	10
Prison and Alternatives	7	0	5	0	0	0	0	0	2

PROBATION

Total Receiving Probation	33	0	4	12	8	0	0	1	8
Probation Only	25	0	4	7	7	0	0	0	7
Probation and Alternatives	8	0	0	5	1	0	0	1	1

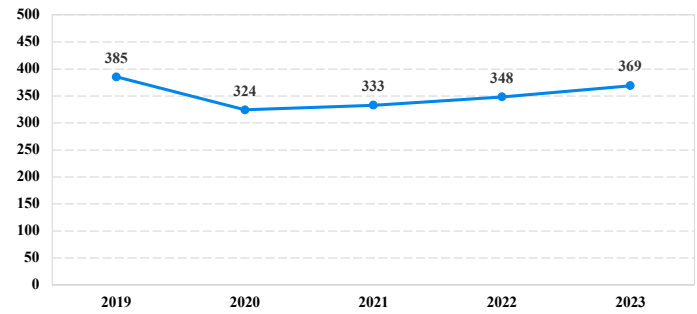
FINE ONLY

Total	0	0	0	0	0	0	0	0	0
--------------	----------	----------	----------	----------	----------	----------	----------	----------	----------

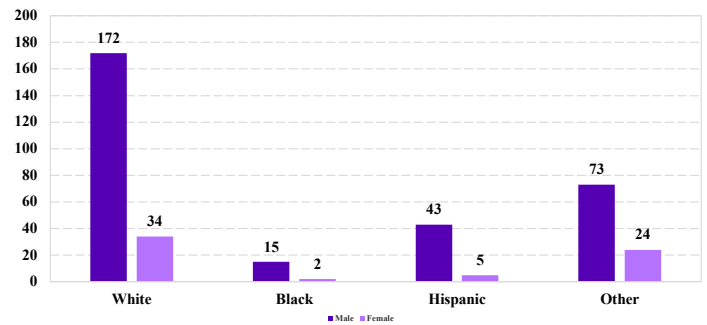
Cases with indeterminable sentence terms are excluded from the calculation of the Mean Sentence or Median Sentence category. Sentences greater than 470 months and probation were included in the sentence average computations as 470 months and zero months, respectively. Cases in the Total Receiving Imprisonment, Total Receiving Probation, and Fine Only categories total 100 percent of all cases. Cases missing information required for a specific analysis were excluded from that analysis. Descriptions of variables used in this analysis are provided in Appendix A.

SOURCE: U.S. Sentencing Commission, 2019 - 2023 Datafiles, USSCFY19 - USSCFY23.

Number of Sentenced Individuals Over Time



Race and Gender



Citizenship, Guilty Pleas, and Trials

