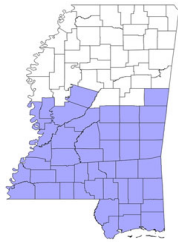


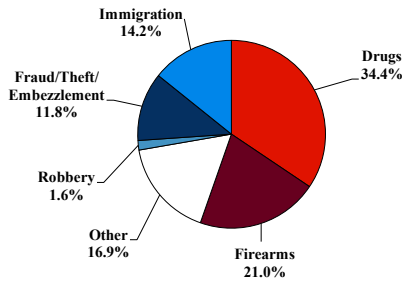
District at a Glance

Southern District of Mississippi

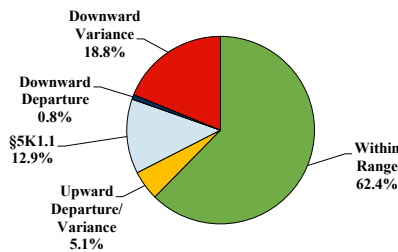
Fiscal Year 2023



Type of Crime



Sentence Imposed Relative to the Guideline Range



SENTENCING INFORMATION BY TYPE OF CRIME

	TOTAL	Immigration	Drug Trafficking	Firearms	Fraud/Theft /Embezzle	Robbery	Child Porn	Money Laundering	All Other
	372	53	128	78	44	6	3	3	57
Mean Sentence (months)	72	12	120	60	20	133	141	130	60
Median Sentence (months)	46	9	93	47	12	107	128	84	24

IMPRISONMENT

Total Receiving Imprisonment	344	52	128	75	30	6	3	2	48
Prison Only	337	52	126	75	27	6	3	2	46
Up to 12 Months	51	34	1	3	5	0	0	0	8
13 to 60 Months	145	18	39	44	20	1	0	0	23
61 to 120 Months	68	0	36	20	2	2	1	1	6
Over 120 Months	73	0	50	8	0	3	2	1	9
Prison and Alternatives	7	0	2	0	3	0	0	0	2

PROBATION

Total Receiving Probation	28	1	0	3	14	0	0	1	9
Probation Only	21	1	0	2	11	0	0	0	7
Probation and Alternatives	7	0	0	1	3	0	0	1	2

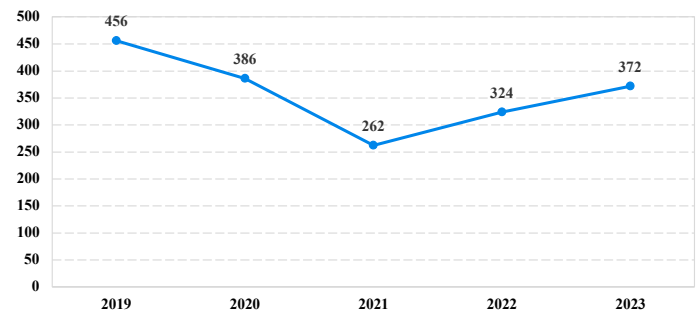
FINE ONLY

FINE ONLY	0	0	0	0	0	0	0	0	0
------------------	----------	----------	----------	----------	----------	----------	----------	----------	----------

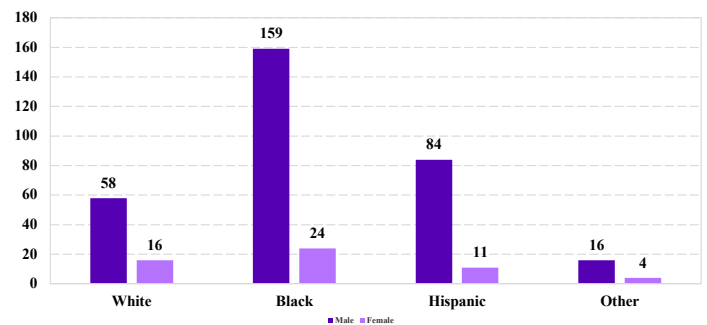
Cases with indeterminable sentence terms are excluded from the calculation of the Mean Sentence or Median Sentence category. Sentences greater than 470 months and probation were included in the sentence average computations as 470 months and zero months, respectively. Cases in the Total Receiving Imprisonment, Total Receiving Probation, and Fine Only categories total 100 percent of all cases. Cases missing information required for a specific analysis were excluded from that analysis. Descriptions of variables used in this analysis are provided in Appendix A.

SOURCE: U.S. Sentencing Commission, 2019 - 2023 Datafiles, USSCFY19 - USSCFY23.

Number of Sentenced Individuals Over Time



Race and Gender



Citizenship, Guilty Pleas, and Trials

