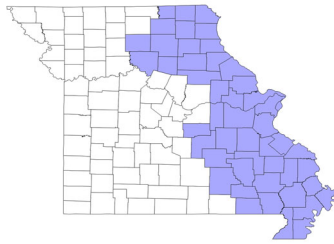


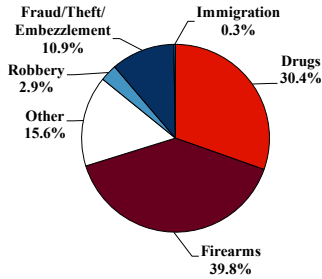
District at a Glance

Eastern District of Missouri

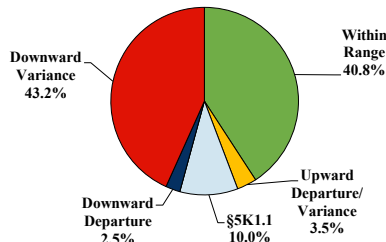
Fiscal Year 2023



Type of Crime



Sentence Imposed Relative to the Guideline Range



SENTENCING INFORMATION BY TYPE OF CRIME

	TOTAL	Immigration	Drug Trafficking	Firearms	Fraud/Theft /Embezzle	Robbery	Child Porn	Money Laundering	All Other
	954	3	288	380	104	28	45	3	103
Mean Sentence (months)	59	8	75	45	19	153	86	14	73
Median Sentence (months)	45	7	60	40	12	129	78	15	33

IMPRISONMENT

Total Receiving Imprisonment	883	3	279	360	73	28	45	3	92
Prison Only	871	3	278	358	70	27	43	3	89
Up to 12 Months	74	2	14	20	18	0	1	1	18
13 to 60 Months	477	1	123	249	47	5	11	2	39
61 to 120 Months	227	0	95	83	4	7	25	0	13
Over 120 Months	93	0	46	6	1	15	6	0	19
Prison and Alternatives	12	0	1	2	3	1	2	0	3

PROBATION

Total Receiving Probation	71	0	9	20	31	0	0	0	11
Probation Only	62	0	7	19	27	0	0	0	9
Probation and Alternatives	9	0	2	1	4	0	0	0	2

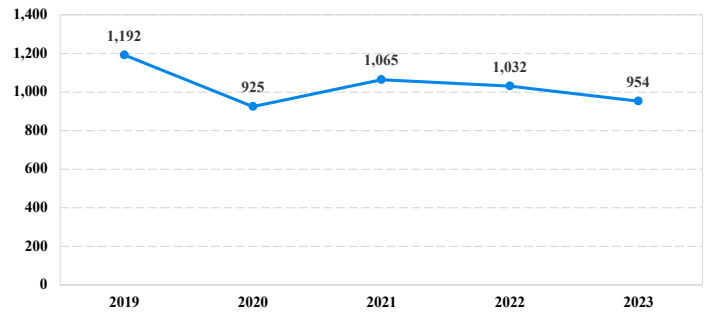
FINE ONLY

FINE ONLY	0	0	0	0	0	0	0	0	0
------------------	----------	----------	----------	----------	----------	----------	----------	----------	----------

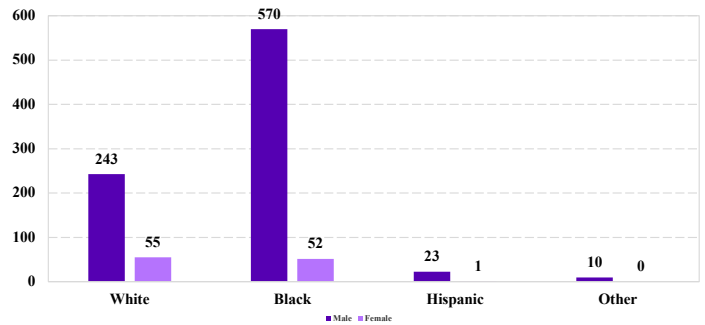
Cases with indeterminable sentence terms are excluded from the calculation of the Mean Sentence or Median Sentence category. Sentences greater than 470 months and probation were included in the sentence average computations as 470 months and zero months, respectively. Cases in the Total Receiving Imprisonment, Total Receiving Probation, and Fine Only categories total 100 percent of all cases. Cases missing information required for a specific analysis were excluded from that analysis. Descriptions of variables used in this analysis are provided in Appendix A.

SOURCE: U.S. Sentencing Commission, 2019 - 2023 Datafiles, USSCFY19 - USSCFY23.

Number of Sentenced Individuals Over Time



Race and Gender



Citizenship, Guilty Pleas, and Trials

