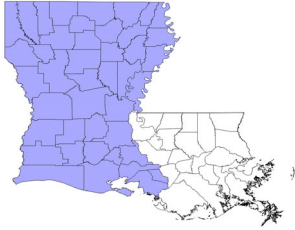


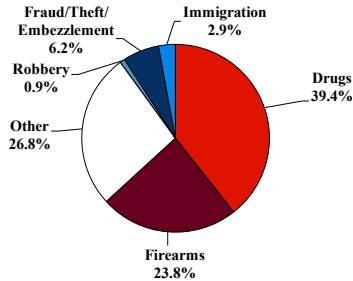
District at a Glance

Western District of Louisiana

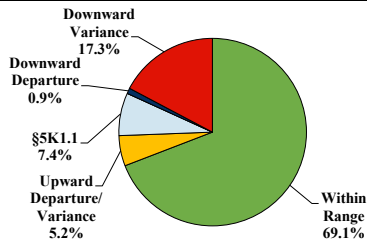
Fiscal Year 2023



Type of Crime



Sentence Imposed Relative to the Guideline Range



SENTENCING INFORMATION BY TYPE OF CRIME

	TOTAL	Immigration	Drug Trafficking	Firearms	Fraud/Theft /Embezzle	Robbery	Child Porn	Money Laundering	All Other
Total	340	10	132	81	21	3	11	5	77
Mean Sentence (months)	86	12	123	59	19	122	171	34	67
Median Sentence (months)	60	6	120	51	12	125	120	18	10

IMPRISONMENT

Total Receiving Imprisonment	289	9	130	76	15	3	11	4	41
Prison Only	289	9	130	76	15	3	11	4	41
Up to 12 Months	21	5	4	1	5	0	0	1	5
13 to 60 Months	107	4	30	44	8	0	0	2	19
61 to 120 Months	78	0	39	27	2	1	6	1	2
Over 120 Months	83	0	57	4	0	2	5	0	15
Prison and Alternatives	0	0	0	0	0	0	0	0	0

PROBATION

Total Receiving Probation	36	1	2	4	5	0	0	1	23
Probation Only	33	1	2	4	5	0	0	0	21
Probation and Alternatives	3	0	0	0	0	0	0	1	2

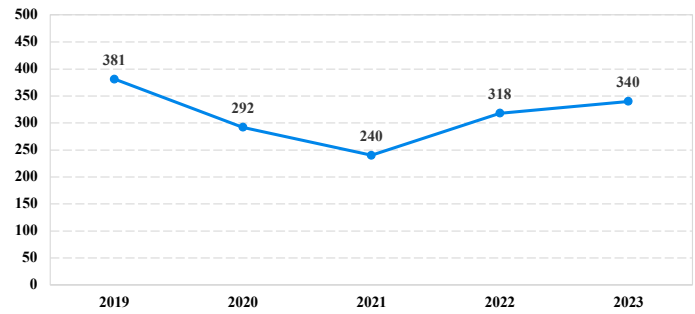
FINE ONLY

Total	15	0	0	1	1	0	0	0	13
--------------	-----------	----------	----------	----------	----------	----------	----------	----------	-----------

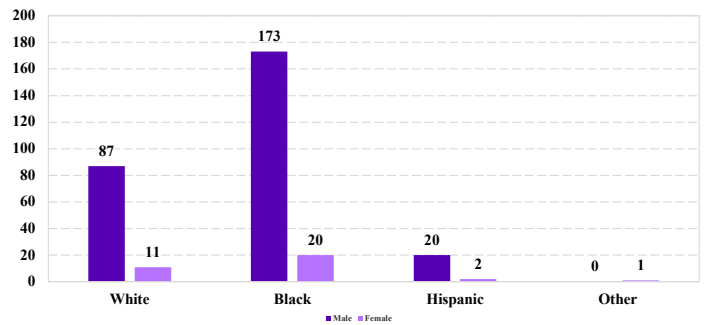
Cases with indeterminable sentence terms are excluded from the calculation of the Mean Sentence or Median Sentence category. Sentences greater than 470 months and probation were included in the sentence average computations as 470 months and zero months, respectively. Cases in the Total Receiving Imprisonment, Total Receiving Probation, and Fine Only categories total 100 percent of all cases. Cases missing information required for a specific analysis were excluded from that analysis. Descriptions of variables used in this analysis are provided in Appendix A.

SOURCE: U.S. Sentencing Commission, 2019 - 2023 Datafiles, USSCFY19 - USSCFY23.

Number of Sentenced Individuals Over Time



Race and Gender



Citizenship, Guilty Pleas, and Trials

