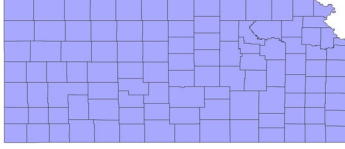


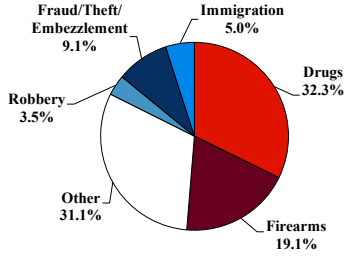
District at a Glance

District of Kansas

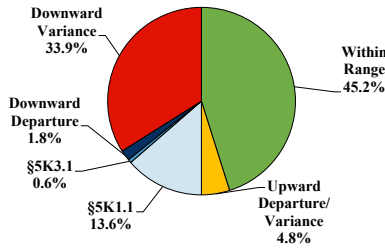
Fiscal Year 2023



Type of Crime



Sentence Imposed Relative to the Guideline Range



SENTENCING INFORMATION BY TYPE OF CRIME

	TOTAL	Immigration	Drug Trafficking	Firearms	Fraud/Theft /Embezzle	Robbery	Child Porn	Money Laundering	All Other
Total	341	17	109	65	31	12	15	7	85
Mean Sentence (months)	64	12	84	44	12	72	126	29	75
Median Sentence (months)	42	11	72	40	6	71	108	27	13

IMPRISONMENT

Total Receiving Imprisonment	295	17	105	61	19	12	15	5	61
Prison Only	289	17	103	61	17	12	15	4	60
Up to 12 Months	35	9	3	2	6	0	0	0	15
13 to 60 Months	142	8	39	49	11	4	2	4	25
61 to 120 Months	67	0	41	9	0	8	7	0	2
Over 120 Months	45	0	20	1	0	0	6	0	18
Prison and Alternatives	6	0	2	0	2	0	0	1	1

PROBATION

Total Receiving Probation	34	0	4	4	9	0	0	2	15
Probation Only	29	0	4	4	8	0	0	2	11
Probation and Alternatives	5	0	0	0	1	0	0	0	4

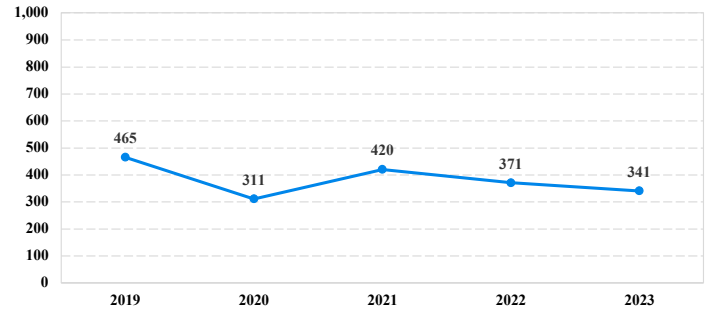
FINE ONLY

Total	12	0	0	0	3	0	0	0	9
--------------	-----------	----------	----------	----------	----------	----------	----------	----------	----------

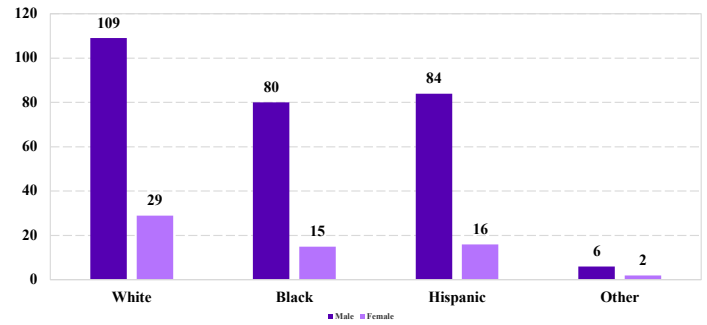
Cases with indeterminable sentence terms are excluded from the calculation of the Mean Sentence or Median Sentence category. Sentences greater than 470 months and probation were included in the sentence average computations as 470 months and zero months, respectively. Cases in the Total Receiving Imprisonment, Total Receiving Probation, and Fine Only categories total 100 percent of all cases. Cases missing information required for a specific analysis were excluded from that analysis. Descriptions of variables used in this analysis are provided in Appendix A.

SOURCE: U.S. Sentencing Commission, 2019 - 2023 Datafiles, USSCFY19 - USSCFY23.

Number of Sentenced Individuals Over Time



Race and Gender



Citizenship, Guilty Pleas, and Trials

