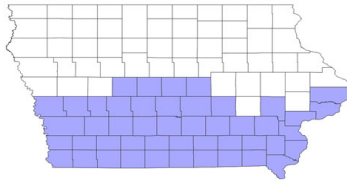


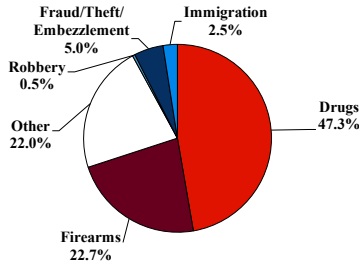
District at a Glance

Southern District of Iowa

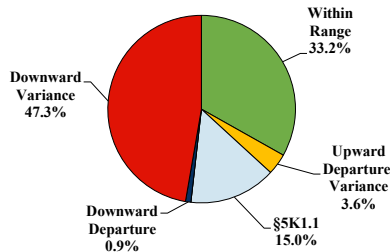
Fiscal Year 2023



Type of Crime



Sentence Imposed Relative to the Guideline Range



SENTENCING INFORMATION BY TYPE OF CRIME

	TOTAL	Immigration	Drug Trafficking	Firearms	Fraud/Theft /Embezzle	Robbery	Child Porn	Money Laundering	All Other
Total	440	11	208	100	22	2	24	2	71
Mean Sentence (months)	115	16	149	62	17	--	149	--	127
Median Sentence (months)	90	12	144	59	14	--	121	--	48

IMPRISONMENT

Total Receiving Imprisonment	418	11	206	94	15	2	24	2	64
Prison Only	412	11	203	93	14	2	24	2	63
Up to 12 Months	23	5	6	1	2	0	0	0	9
13 to 60 Months	127	6	35	50	11	1	2	1	21
61 to 120 Months	104	0	45	39	1	1	10	0	8
Over 120 Months	158	0	117	3	0	0	12	1	25
Prison and Alternatives	6	0	3	1	1	0	0	0	1

PROBATION

Total Receiving Probation	22	0	2	6	7	0	0	0	7
Probation Only	21	0	2	6	6	0	0	0	7
Probation and Alternatives	1	0	0	0	1	0	0	0	0

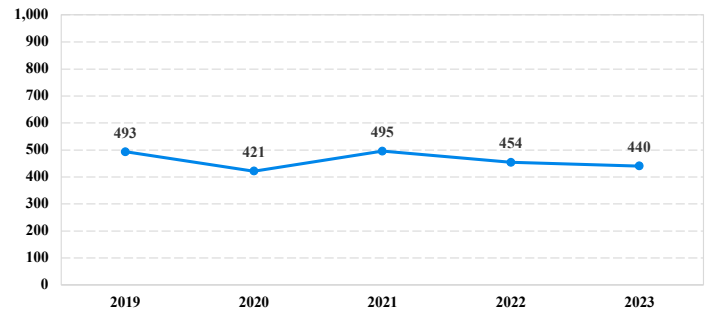
FINE ONLY

Total	0	0	0	0	0	0	0	0	0
--------------	----------	----------	----------	----------	----------	----------	----------	----------	----------

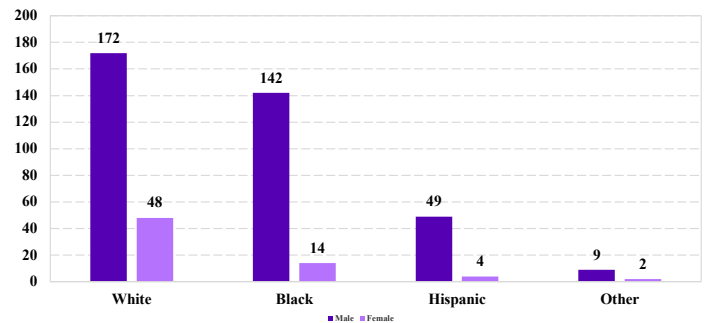
Cases with indeterminable sentence terms are excluded from the calculation of the Mean Sentence or Median Sentence category. Sentences greater than 470 months and probation were included in the sentence average computations as 470 months and zero months, respectively. Cases in the Total Receiving Imprisonment, Total Receiving Probation, and Fine Only categories total 100 percent of all cases. Cases missing information required for a specific analysis were excluded from that analysis. Descriptions of variables used in this analysis are provided in Appendix A.

SOURCE: U.S. Sentencing Commission, 2019 - 2023 Datafiles, USSCFY19 - USSCFY23.

Number of Sentenced Individuals Over Time



Race and Gender



Citizenship, Guilty Pleas, and Trials

