

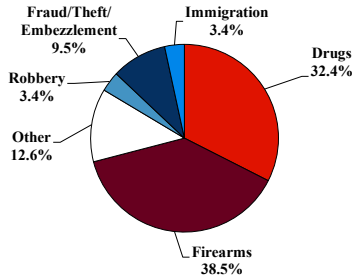
District at a Glance

Northern District of Indiana

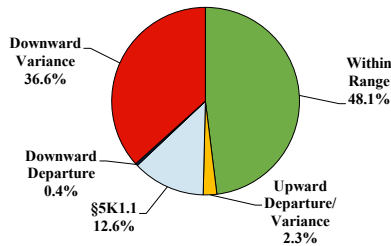
Fiscal Year 2023



Type of Crime



Sentence Imposed Relative to the Guideline Range



SENTENCING INFORMATION BY TYPE OF CRIME

	TOTAL	Immigration	Drug Trafficking	Firearms	Fraud/Theft /Embezzle	Robbery	Child Porn	Money Laundering	All Other
Total	262	9	85	101	25	9	11	0	22
Mean Sentence (months)	83	15	109	53	22	148	133	--	166
Median Sentence (months)	55	9	108	36	21	140	108	--	140

IMPRISONMENT

Total Receiving Imprisonment	233	9	78	86	20	9	11	0	20
Prison Only	223	9	76	78	20	9	11	0	20
Up to 12 Months	16	5	2	6	1	0	0	0	2
13 to 60 Months	88	4	18	42	19	0	1	0	4
61 to 120 Months	57	0	23	23	0	4	6	0	1
Over 120 Months	62	0	33	7	0	5	4	0	13
Prison and Alternatives	10	0	2	8	0	0	0	0	0

PROBATION

Total Receiving Probation	29	0	7	15	5	0	0	0	2
Probation Only	20	0	6	10	2	0	0	0	2
Probation and Alternatives	9	0	1	5	3	0	0	0	0

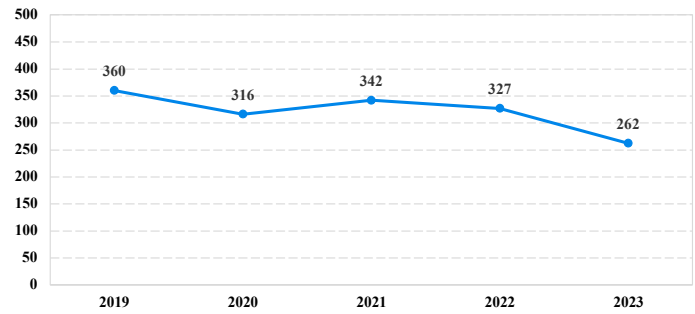
FINE ONLY

Total	0	0	0	0	0	0	0	0	0
--------------	----------	----------	----------	----------	----------	----------	----------	----------	----------

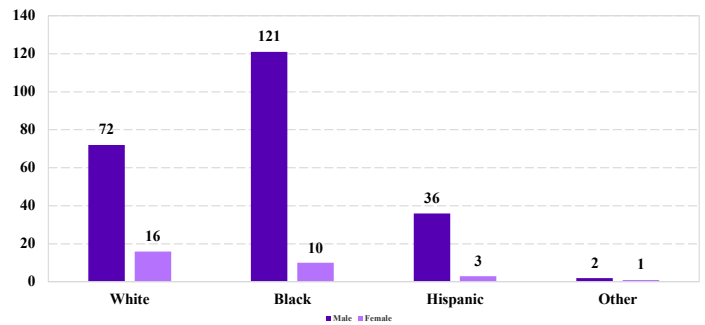
Cases with indeterminable sentence terms are excluded from the calculation of the Mean Sentence or Median Sentence category. Sentences greater than 470 months and probation were included in the sentence average computations as 470 months and zero months, respectively. Cases in the Total Receiving Imprisonment, Total Receiving Probation, and Fine Only categories total 100 percent of all cases. Cases missing information required for a specific analysis were excluded from that analysis. Descriptions of variables used in this analysis are provided in Appendix A.

SOURCE: U.S. Sentencing Commission, 2019 - 2023 Datafiles, USSCFY19 - USSCFY23.

Number of Sentenced Individuals Over Time



Race and Gender



Citizenship, Guilty Pleas, and Trials

