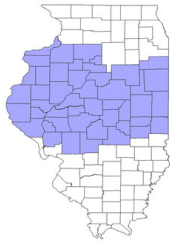


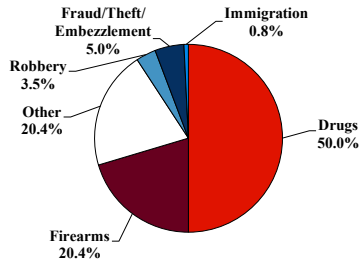
District at a Glance

Central District of Illinois

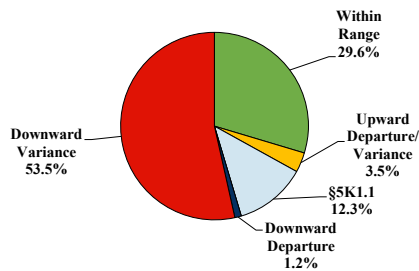
Fiscal Year 2023



Type of Crime



Sentence Imposed Relative to the Guideline Range



SENTENCING INFORMATION BY TYPE OF CRIME

	TOTAL	Immigration	Drug Trafficking	Firearms	Fraud/Theft /Embezzle	Robbery	Child Porn	Money Laundering	All Other
Total	260	2	130	53	13	9	17	1	35
Mean Sentence (months)	102	--	115	66	29	149	111	--	122
Median Sentence (months)	91	--	120	46	12	144	88	--	120

IMPRISONMENT

Total Receiving Imprisonment	255	2	130	53	11	9	17	1	32
Prison Only	254	2	130	52	11	9	17	1	32
Up to 12 Months	19	2	4	4	3	0	0	0	6
13 to 60 Months	78	0	33	29	7	1	4	0	4
61 to 120 Months	79	0	46	14	0	0	10	1	8
Over 120 Months	78	0	47	5	1	8	3	0	14
Prison and Alternatives	1	0	0	1	0	0	0	0	0

PROBATION

Total Receiving Probation	5	0	0	0	2	0	0	0	3
Probation Only	5	0	0	0	2	0	0	0	3
Probation and Alternatives	0	0	0	0	0	0	0	0	0

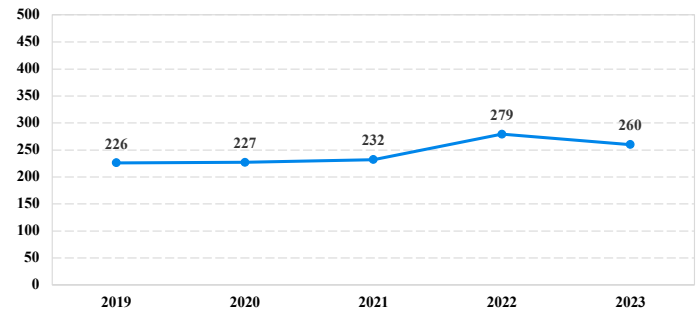
FINE ONLY

Total	0	0	0	0	0	0	0	0	0
--------------	----------	----------	----------	----------	----------	----------	----------	----------	----------

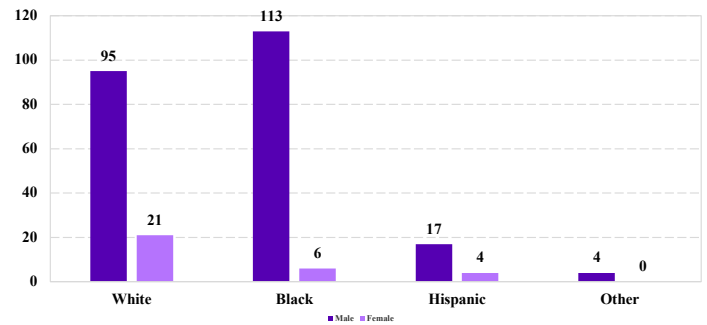
Cases with indeterminable sentence terms are excluded from the calculation of the Mean Sentence or Median Sentence category. Sentences greater than 470 months and probation were included in the sentence average computations as 470 months and zero months, respectively. Cases in the Total Receiving Imprisonment, Total Receiving Probation, and Fine Only categories total 100 percent of all cases. Cases missing information required for a specific analysis were excluded from that analysis. Descriptions of variables used in this analysis are provided in Appendix A.

SOURCE: U.S. Sentencing Commission, 2019 - 2023 Datafiles, USSCFY19 - USSCFY23.

Number of Sentenced Individuals Over Time



Race and Gender



Citizenship, Guilty Pleas, and Trials

