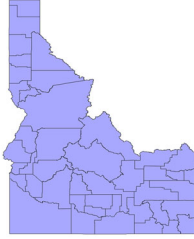


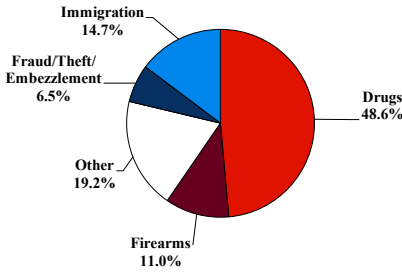
District at a Glance

District of Idaho

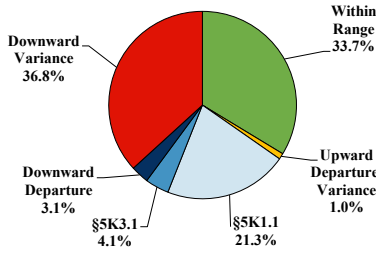
Fiscal Year 2023



Type of Crime



Sentence Imposed Relative to the Guideline Range



SENTENCING INFORMATION BY TYPE OF CRIME

	TOTAL	Immigration	Drug Trafficking	Firearms	Fraud/Theft /Embezzle	Robbery	Child Porn	Money Laundering	All Other
Total	292	43	138	32	19	0	16	2	42
Mean Sentence (months)	65	7	84	33	21	--	112	--	90
Median Sentence (months)	46	4	70	27	15	--	95	--	35

IMPRISONMENT

Total Receiving Imprisonment	275	42	135	28	16	0	16	2	36
Prison Only	271	42	134	28	15	0	16	2	34
Up to 12 Months	52	36	4	3	4	0	0	0	5
13 to 60 Months	106	6	51	21	10	0	3	1	14
61 to 120 Months	74	0	55	4	1	0	7	1	6
Over 120 Months	39	0	24	0	0	0	6	0	9
Prison and Alternatives	4	0	1	0	1	0	0	0	2

PROBATION

Total Receiving Probation	17	1	3	4	3	0	0	0	6
Probation Only	16	1	3	4	3	0	0	0	5
Probation and Alternatives	1	0	0	0	0	0	0	0	1

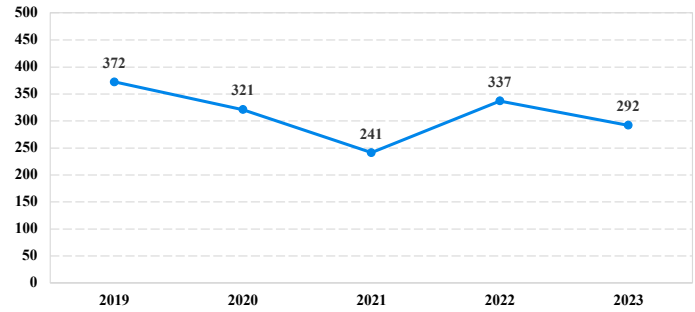
FINE ONLY

Total	0	0	0	0	0	0	0	0	0
--------------	----------	----------	----------	----------	----------	----------	----------	----------	----------

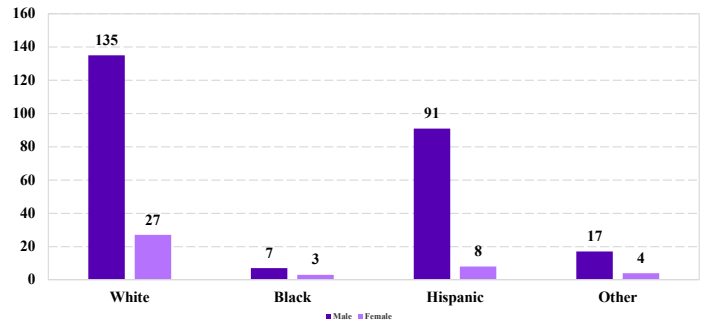
Cases with indeterminable sentence terms are excluded from the calculation of the Mean Sentence or Median Sentence category. Sentences greater than 470 months and probation were included in the sentence average computations as 470 months and zero months, respectively. Cases in the Total Receiving Imprisonment, Total Receiving Probation, and Fine Only categories total 100 percent of all cases. Cases missing information required for a specific analysis were excluded from that analysis. Descriptions of variables used in this analysis are provided in Appendix A.

SOURCE: U.S. Sentencing Commission, 2019 - 2023 Datafiles, USSCFY19 - USSCFY23.

Number of Sentenced Individuals Over Time



Race and Gender



Citizenship, Guilty Pleas, and Trials

