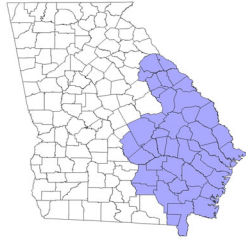


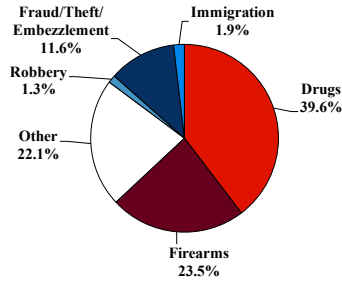
District at a Glance

Southern District of Georgia

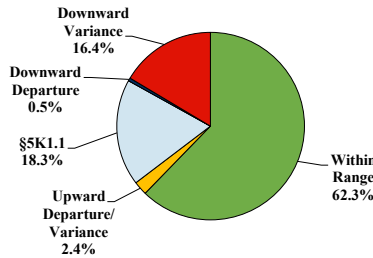
Fiscal Year 2023



Type of Crime



Sentence Imposed Relative to the Guideline Range



SENTENCING INFORMATION BY TYPE OF CRIME

	TOTAL	Immigration	Drug Trafficking	Firearms	Fraud/Theft /Embezzle	Robbery	Child Porn	Money Laundering	All Other
Total	371	7	143	87	43	5	10	3	73
Mean Sentence (months)	59	7	70	54	16	152	148	170	48
Median Sentence (months)	36	0	54	48	3	163	139	38	0

IMPRISONMENT

Total Receiving Imprisonment	299	3	136	80	18	5	10	3	44
Prison Only	297	3	135	80	17	5	10	3	44
Up to 12 Months	42	2	9	2	3	0	0	1	25
13 to 60 Months	138	1	64	52	12	0	0	1	8
61 to 120 Months	70	0	37	25	1	2	4	0	1
Over 120 Months	47	0	25	1	1	3	6	1	10
Prison and Alternatives	2	0	1	0	1	0	0	0	0

PROBATION

Total Receiving Probation	62	4	7	6	24	0	0	0	21
Probation Only	55	4	7	4	19	0	0	0	21
Probation and Alternatives	7	0	0	2	5	0	0	0	0

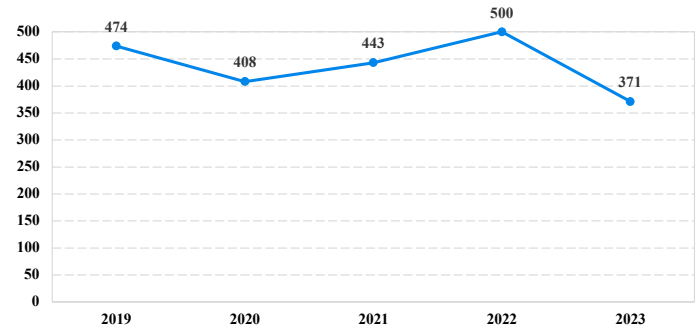
FINE ONLY

Total	10	0	0	1	1	0	0	0	8
--------------	-----------	----------	----------	----------	----------	----------	----------	----------	----------

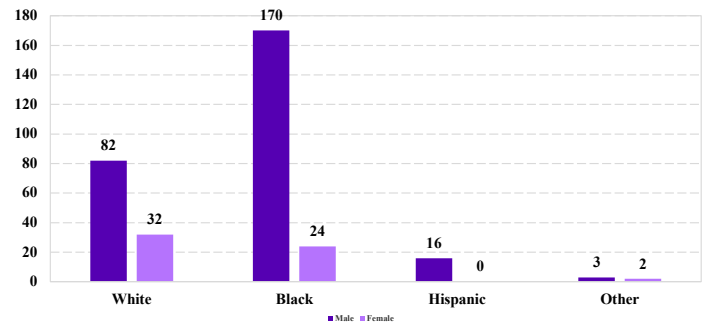
Cases with indeterminable sentence terms are excluded from the calculation of the Mean Sentence or Median Sentence category. Sentences greater than 470 months and probation were included in the sentence average computations as 470 months and zero months, respectively. Cases in the Total Receiving Imprisonment, Total Receiving Probation, and Fine Only categories total 100 percent of all cases. Cases missing information required for a specific analysis were excluded from that analysis. Descriptions of variables used in this analysis are provided in Appendix A.

SOURCE: U.S. Sentencing Commission, 2019 - 2023 Datafiles, USSCFY19 - USSCFY23.

Number of Sentenced Individuals Over Time



Race and Gender



Citizenship, Guilty Pleas, and Trials

