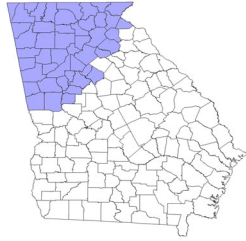


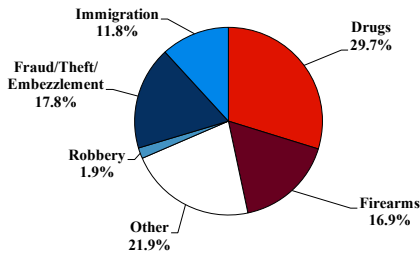
# District at a Glance

## Northern District of Georgia

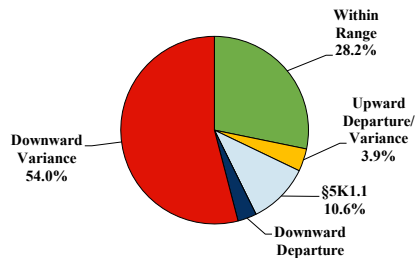
### Fiscal Year 2023



#### Type of Crime



#### Sentence Imposed Relative to the Guideline Range



#### SENTENCING INFORMATION BY TYPE OF CRIME

	TOTAL	Immigration	Drug Trafficking	Firearms	Fraud/Theft /Embezzle	Robbery	Child Porn	Money Laundering	All Other
<b>Total</b>	<b>585</b>	<b>69</b>	<b>174</b>	<b>99</b>	<b>104</b>	<b>11</b>	<b>16</b>	<b>52</b>	<b>60</b>
Mean Sentence (months)	64	9	99	54	32	174	92	45	88
Median Sentence (months)	41	8	87	40	19	127	71	37	35

#### IMPRISONMENT

<b>Total Receiving Imprisonment</b>	<b>534</b>	<b>67</b>	<b>172</b>	<b>92</b>	<b>83</b>	<b>11</b>	<b>16</b>	<b>47</b>	<b>46</b>
Prison Only	524	66	170	91	80	11	16	45	45
Up to 12 Months	71	46	3	3	12	0	0	2	5
13 to 60 Months	245	20	49	61	54	2	7	34	18
61 to 120 Months	120	0	68	20	10	3	6	5	8
Over 120 Months	88	0	50	7	4	6	3	4	14
Prison and Alternatives	10	1	2	1	3	0	0	2	1

#### PROBATION

<b>Total Receiving Probation</b>	<b>50</b>	<b>2</b>	<b>2</b>	<b>7</b>	<b>21</b>	<b>0</b>	<b>0</b>	<b>5</b>	<b>13</b>
Probation Only	31	2	0	5	13	0	0	2	9
Probation and Alternatives	19	0	2	2	8	0	0	3	4

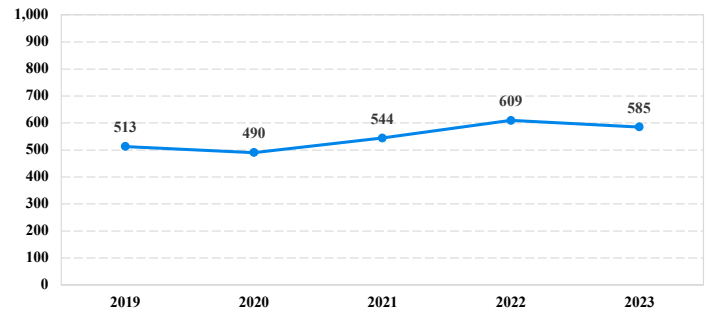
#### FINE ONLY

<b>FINE ONLY</b>	<b>1</b>	<b>0</b>	<b>0</b>	<b>0</b>	<b>0</b>	<b>0</b>	<b>0</b>	<b>0</b>	<b>1</b>
------------------	----------	----------	----------	----------	----------	----------	----------	----------	----------

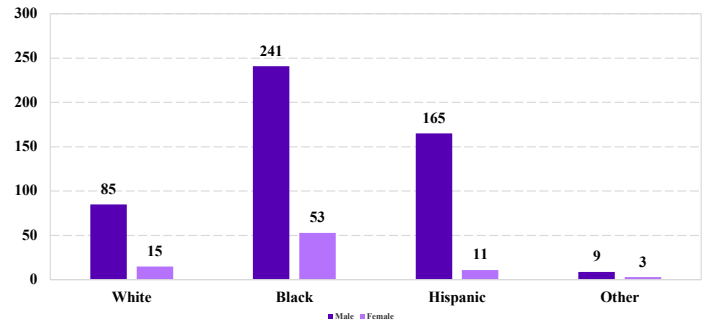
Cases with indeterminable sentence terms are excluded from the calculation of the Mean Sentence or Median Sentence category. Sentences greater than 470 months and probation were included in the sentence average computations as 470 months and zero months, respectively. Cases in the Total Receiving Imprisonment, Total Receiving Probation, and Fine Only categories total 100 percent of all cases. Cases missing information required for a specific analysis were excluded from that analysis. Descriptions of variables used in this analysis are provided in Appendix A.

SOURCE: U.S. Sentencing Commission, 2019 - 2023 Datafiles, USSCFY19 - USSCFY23.

#### Number of Sentenced Individuals Over Time



#### Race and Gender



#### Citizenship, Guilty Pleas, and Trials

