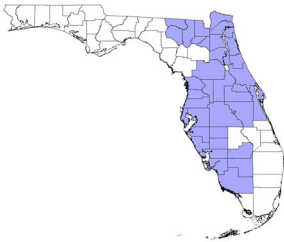


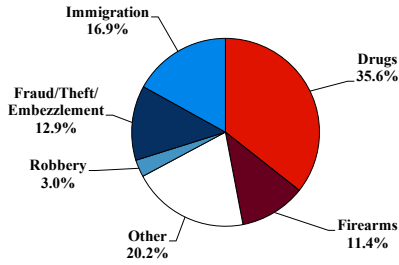
District at a Glance

Middle District of Florida

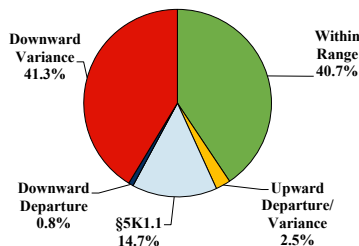
Fiscal Year 2023



Type of Crime



Sentence Imposed Relative to the Guideline Range



SENTENCING INFORMATION BY TYPE OF CRIME

	TOTAL	Immigration	Drug Trafficking	Firearms	Fraud/Theft /Embezzle	Robbery	Child Porn	Money Laundering	All Other
Total	1,104	187	392	126	142	33	50	28	146
Mean Sentence (months)	79	9	100	66	27	154	138	94	135
Median Sentence (months)	51	4	84	51	15	130	97	68	46

IMPRISONMENT

Total Receiving Imprisonment	1,012	173	387	121	94	33	50	26	128
Prison Only	1,005	173	386	118	94	33	50	26	125
Up to 12 Months	182	136	10	13	11	0	0	0	12
13 to 60 Months	338	34	107	57	68	8	7	9	48
61 to 120 Months	263	2	161	33	11	7	26	9	14
Over 120 Months	222	1	108	15	4	18	17	8	51
Prison and Alternatives	7	0	1	3	0	0	0	0	3

PROBATION

Total Receiving Probation	91	14	5	5	48	0	0	2	17
Probation Only	70	13	4	2	36	0	0	0	15
Probation and Alternatives	21	1	1	3	12	0	0	2	2

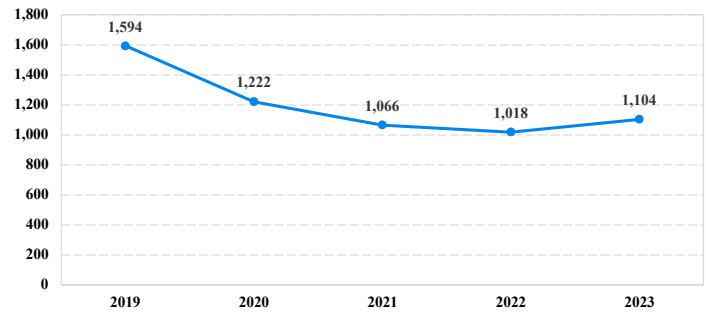
FINE ONLY

Total	1	0	0	0	0	0	0	0	1
--------------	----------	----------	----------	----------	----------	----------	----------	----------	----------

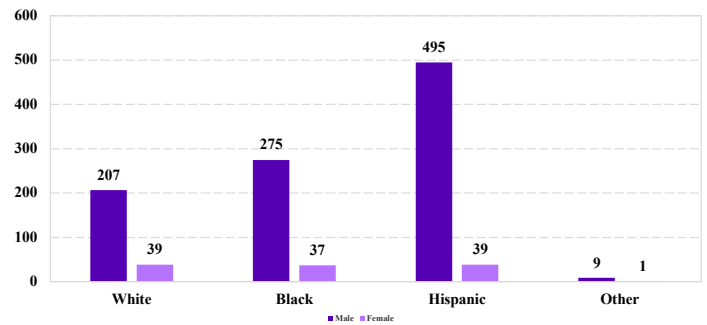
Cases with indeterminable sentence terms are excluded from the calculation of the Mean Sentence or Median Sentence category. Sentences greater than 470 months and probation were included in the sentence average computations as 470 months and zero months, respectively. Cases in the Total Receiving Imprisonment, Total Receiving Probation, and Fine Only categories total 100 percent of all cases. Cases missing information required for a specific analysis were excluded from that analysis. Descriptions of variables used in this analysis are provided in Appendix A.

SOURCE: U.S. Sentencing Commission, 2019 - 2023 Datafiles, USSCFY19 - USSCFY23.

Number of Sentenced Individuals Over Time



Race and Gender



Citizenship, Guilty Pleas, and Trials

