

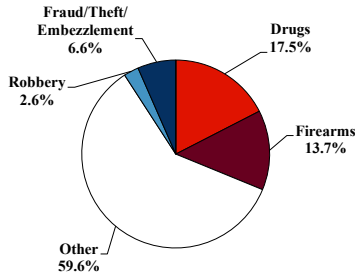
District at a Glance

District of Columbia

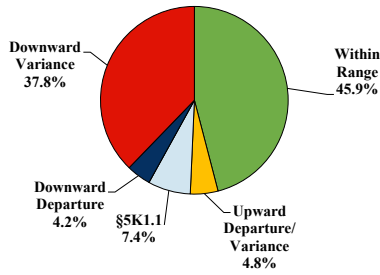
Fiscal Year 2023



Type of Crime



Sentence Imposed Relative to the Guideline Range



SENTENCING INFORMATION BY TYPE OF CRIME

	TOTAL	Immigration	Drug Trafficking	Firearms	Fraud/Theft /Embezzle	Robbery	Child Porn	Money Laundering	All Other
Total	503	0	87	69	33	13	20	3	278
Mean Sentence (months)	54	--	77	48	31	78	98	38	48
Median Sentence (months)	36	--	60	46	18	72	90	40	23

IMPRISONMENT

Total Receiving Imprisonment	459	0	83	69	24	13	20	3	247
Prison Only	438	0	81	68	23	12	20	3	231
Up to 12 Months	74	0	5	5	5	0	0	0	59
13 to 60 Months	233	0	34	51	14	5	6	3	120
61 to 120 Months	83	0	26	12	2	6	9	0	28
Over 120 Months	48	0	16	0	2	1	5	0	24
Prison and Alternatives	21	0	2	1	1	1	0	0	16

PROBATION

Total Receiving Probation	44	0	4	0	9	0	0	0	31
Probation Only	23	0	4	0	3	0	0	0	16
Probation and Alternatives	21	0	0	0	6	0	0	0	15

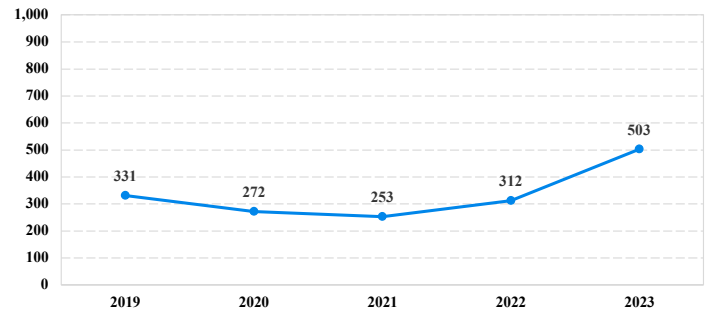
FINE ONLY

Total	0	0	0	0	0	0	0	0	0
--------------	----------	----------	----------	----------	----------	----------	----------	----------	----------

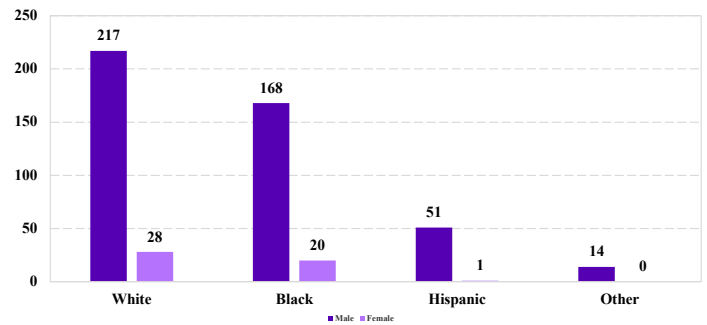
Cases with indeterminable sentence terms are excluded from the calculation of the Mean Sentence or Median Sentence category. Sentences greater than 470 months and probation were included in the sentence average computations as 470 months and zero months, respectively. Cases in the Total Receiving Imprisonment, Total Receiving Probation, and Fine Only categories total 100 percent of all cases. Cases missing information required for a specific analysis were excluded from that analysis. Descriptions of variables used in this analysis are provided in Appendix A.

SOURCE: U.S. Sentencing Commission, 2019 - 2023 Datafiles, USSCFY19 - USSCFY23.

Number of Sentenced Individuals Over Time



Race and Gender



Citizenship, Guilty Pleas, and Trials

