

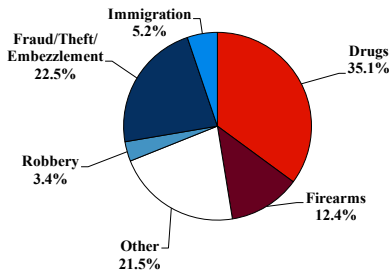
District at a Glance

Central District of California

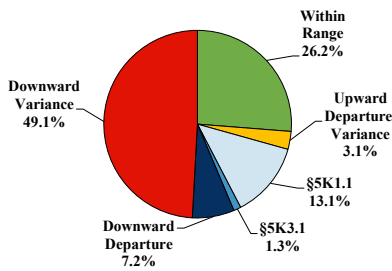
Fiscal Year 2023



Type of Crime



Sentence Imposed Relative to the Guideline Range



SENTENCING INFORMATION BY TYPE OF CRIME

	TOTAL	Immigration	Drug Trafficking	Firearms	Fraud/Theft /Embezzle	Robbery	Child Porn	Money Laundering	All Other
Total	944	49	330	117	212	32	17	50	137
Mean Sentence (months)	54	21	82	37	25	65	98	40	59
Median Sentence (months)	33	17	68	30	13	59	70	22	18

IMPRISONMENT

Total Receiving Imprisonment	819	44	321	110	161	32	17	35	99
Prison Only	783	42	306	109	152	30	17	32	95
Up to 12 Months	127	11	27	21	41	2	1	6	18
13 to 60 Months	369	31	105	63	89	14	7	11	49
61 to 120 Months	175	0	99	23	18	10	5	10	10
Over 120 Months	112	0	75	2	4	4	4	5	18
Prison and Alternatives	36	2	15	1	9	2	0	3	4

PROBATION

Total Receiving Probation	121	5	8	7	50	0	0	15	36
Probation Only	81	4	6	4	38	0	0	7	22
Probation and Alternatives	40	1	2	3	12	0	0	8	14

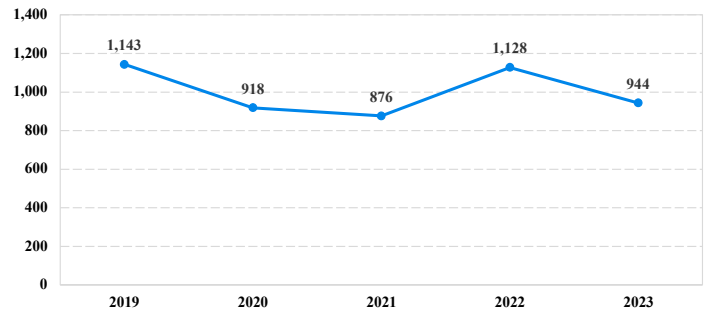
FINE ONLY

Total	4	0	1	0	1	0	0	0	2
--------------	----------	----------	----------	----------	----------	----------	----------	----------	----------

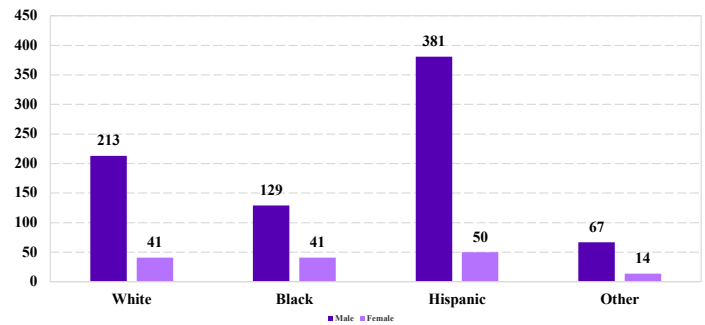
Cases with indeterminable sentence terms are excluded from the calculation of the Mean Sentence or Median Sentence category. Sentences greater than 470 months and probation were included in the sentence average computations as 470 months and zero months, respectively. Cases in the Total Receiving Imprisonment, Total Receiving Probation, and Fine Only categories total 100 percent of all cases. Cases missing information required for a specific analysis were excluded from that analysis. Descriptions of variables used in this analysis are provided in Appendix A.

SOURCE: U.S. Sentencing Commission, 2019 - 2023 Datafiles, USSCFY19 - USSCFY23.

Number of Sentenced Individuals Over Time



Race and Gender



Citizenship, Guilty Pleas, and Trials

