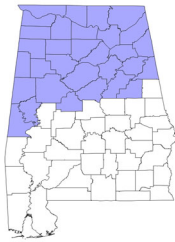


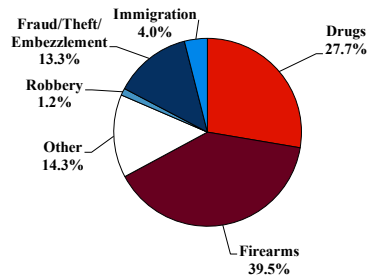
# District at a Glance

## Northern District of Alabama

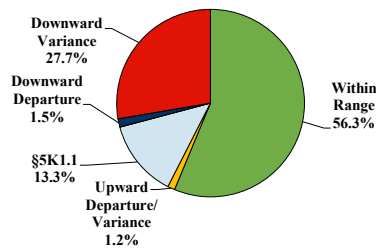
### Fiscal Year 2023



#### Type of Crime



#### Sentence Imposed Relative to the Guideline Range



#### SENTENCING INFORMATION BY TYPE OF CRIME

	TOTAL	Immigration	Drug Trafficking	Firearms	Fraud/Theft /Embezzle	Robbery	Child Porn	Money Laundering	All Other
<b>Total</b>	<b>405</b>	<b>16</b>	<b>111</b>	<b>160</b>	<b>54</b>	<b>5</b>	<b>8</b>	<b>4</b>	<b>47</b>
Mean Sentence (months)	63	13	111	42	20	208	190	12	55
Median Sentence (months)	37	12	84	30	10	183	153	12	0

#### IMPRISONMENT

	TOTAL	Immigration	Drug Trafficking	Firearms	Fraud/Theft /Embezzle	Robbery	Child Porn	Money Laundering	All Other
<b>Total Receiving Imprisonment</b>	<b>332</b>	<b>16</b>	<b>109</b>	<b>139</b>	<b>37</b>	<b>5</b>	<b>8</b>	<b>3</b>	<b>15</b>
Prison Only	320	16	106	134	34	4	8	3	15
Up to 12 Months	39	7	2	16	12	0	0	1	1
13 to 60 Months	147	9	30	81	19	0	1	2	5
61 to 120 Months	81	0	41	34	2	0	2	0	2
Over 120 Months	53	0	33	3	1	4	5	0	7
Prison and Alternatives	12	0	3	5	3	1	0	0	0

#### PROBATION

	TOTAL	Immigration	Drug Trafficking	Firearms	Fraud/Theft /Embezzle	Robbery	Child Porn	Money Laundering	All Other
<b>Total Receiving Probation</b>	<b>52</b>	<b>0</b>	<b>2</b>	<b>20</b>	<b>16</b>	<b>0</b>	<b>0</b>	<b>1</b>	<b>13</b>
Probation Only	39	0	1	14	11	0	0	1	12
Probation and Alternatives	13	0	1	6	5	0	0	0	1

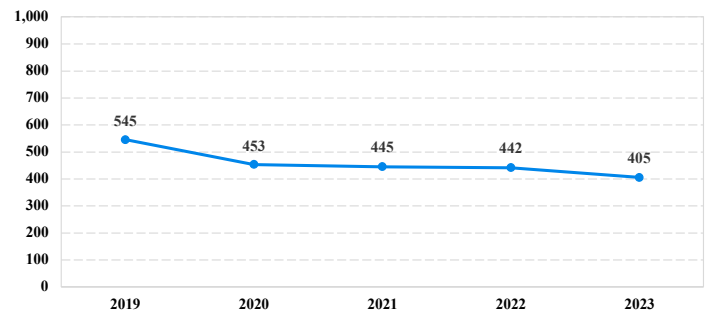
#### FINE ONLY

	TOTAL	Immigration	Drug Trafficking	Firearms	Fraud/Theft /Embezzle	Robbery	Child Porn	Money Laundering	All Other
<b>Total</b>	<b>21</b>	<b>0</b>	<b>0</b>	<b>1</b>	<b>1</b>	<b>0</b>	<b>0</b>	<b>0</b>	<b>19</b>

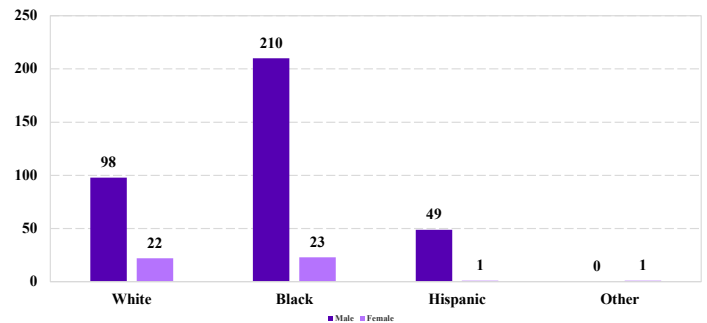
Cases with indeterminable sentence terms are excluded from the calculation of the Mean Sentence or Median Sentence category. Sentences greater than 470 months and probation were included in the sentence average computations as 470 months and zero months, respectively. Cases in the Total Receiving Imprisonment, Total Receiving Probation, and Fine Only categories total 100 percent of all cases. Cases missing information required for a specific analysis were excluded from that analysis. Descriptions of variables used in this analysis are provided in Appendix A.

SOURCE: U.S. Sentencing Commission, 2019 - 2023 Datafiles, USSCFY19 - USSCFY23.

#### Number of Sentenced Individuals Over Time



#### Race and Gender



#### Citizenship, Guilty Pleas, and Trials

