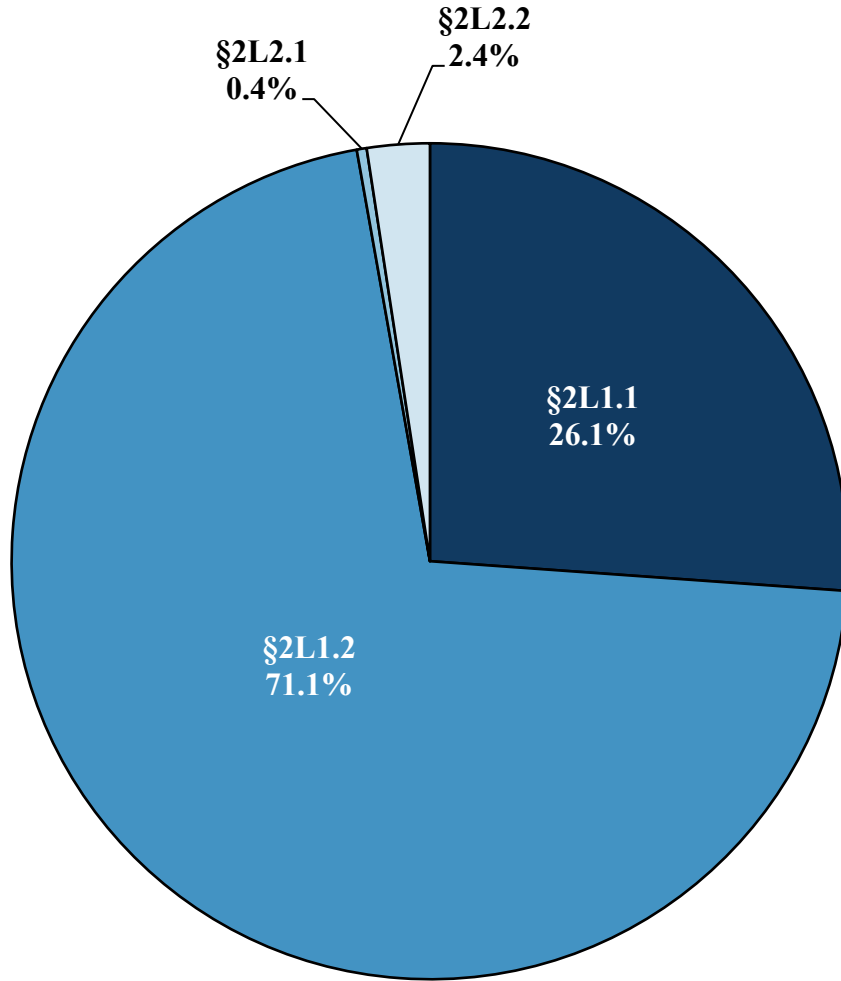


Figure I-1

**DISTRIBUTION OF IMMIGRATION CASES
BY GUIDELINE¹
Fiscal Year 2023**



¹ Of the 64,124 cases, in 18,106 the individual was sentenced under §§2L1.1 (Alien Smuggling), 2L1.2 (Unlawful Entering or Remaining in the United States), 2L2.1 (Trafficking in Immigration Documents, or Making False or Fraudulent Immigration Statements), or 2L2.2 (Acquiring Fraudulent Immigration Documents). Descriptions of variables used in this figure are provided in Appendix A.

SOURCE: U.S. Sentencing Commission, 2023 Datafile, USSCFY23.

Table I-1**RACE OF SENTENCED INDIVIDUALS IN IMMIGRATION CASES¹**
Fiscal Year 2023

GUIDELINE	TOTAL	WHITE		BLACK		HISPANIC		OTHER	
		N	%	N	%	N	%	N	%
TOTAL	18,048	613	3.4	455	2.5	16,854	93.4	126	0.7
§2L1.1	4,725	517	10.9	352	7.4	3,765	79.7	91	1.9
§2L1.2	12,820	68	0.5	65	0.5	12,672	98.8	15	0.1
§2L2.1	68	17	25.0	5	7.4	39	57.4	7	10.3
§2L2.2	435	11	2.5	33	7.6	378	86.9	13	3.0

¹ Of the 64,124 cases, in 18,106 the individual was sentenced under §§2L1.1 (Alien Smuggling), 2L1.2 (Unlawful Entering or Remaining in the United States), 2L2.1 (Trafficking in Immigration Documents, or Making False or Fraudulent Immigration Statements), or 2L2.2 (Acquiring Fraudulent Immigration Documents). Of these 18,106 cases, 58 were excluded due to missing information on the individual's race. Descriptions of variables used in this table are provided in Appendix A.

SOURCE: U.S. Sentencing Commission, 2023 Datafile, USSCFY23.

Table I-2

GENDER OF SENTENCED INDIVIDUALS IN IMMIGRATION CASES¹
Fiscal Year 2023

GUIDELINE	TOTAL	MALE		FEMALE	
		N	%	N	%
TOTAL	18,101	16,507	91.2	1,594	8.8
§2L1.1	4,729	3,631	76.8	1,098	23.2
§2L1.2	12,866	12,550	97.5	316	2.5
§2L2.1	69	47	68.1	22	31.9
§2L2.2	437	279	63.8	158	36.2

¹ Of the 64,124 cases, in 18,106 the individual was sentenced under §§2L1.1 (Alien Smuggling), 2L1.2 (Unlawful Entering or Remaining in the United States), 2L2.1 (Trafficking in Immigration Documents, or Making False or Fraudulent Immigration Statements), or 2L2.2 (Acquiring Fraudulent Immigration Documents). Of these 18,106 cases, five were excluded due to missing information on the individual's gender. Descriptions of variables used in this table are provided in Appendix A.

SOURCE: U.S. Sentencing Commission, 2023 Datafile, USSCFY23.

Table I-3

AGE OF SENTENCED INDIVIDUALS IN IMMIGRATION CASES¹
Fiscal Year 2023

GUIDELINE	TOTAL	Under 21		21 to 25		26 to 30		31 to 35		36 to 40		41 to 50		51 to 60		Over 60	
		N	%	N	%	N	%	N	%	N	%	N	%	N	%	N	%
TOTAL	18,106	651	3.6	2,049	11.3	2,583	14.3	3,212	17.7	3,248	17.9	4,495	24.8	1,560	8.6	308	1.7
§2L1.1	4,731	484	10.2	1,087	23.0	856	18.1	743	15.7	552	11.7	647	13.7	275	5.8	87	1.8
§2L1.2	12,869	130	1.0	875	6.8	1,648	12.8	2,406	18.7	2,620	20.4	3,750	29.1	1,244	9.7	196	1.5
§2L2.1	69	1	1.4	1	1.4	9	13.0	11	15.9	14	20.3	19	27.5	9	13.0	5	7.2
§2L2.2	437	36	8.2	86	19.7	70	16.0	52	11.9	62	14.2	79	18.1	32	7.3	20	4.6

¹ Of the 64,124 cases, in 18,106 the individual was sentenced under §§2L1.1 (Alien Smuggling), 2L1.2 (Unlawful Entering or Remaining in the United States), 2L2.1 (Trafficking in Immigration Documents, or Making False or Fraudulent Immigration Statements), or 2L2.2 (Acquiring Fraudulent Immigration Documents). Descriptions of variables used in this table are provided in Appendix A.

SOURCE: U.S. Sentencing Commission, 2023 Datafile, USSCFY23.

Table I-4

CITIZENSHIP OF SENTENCED INDIVIDUALS IN IMMIGRATION CASES¹
Fiscal Year 2023

GUIDELINE	TOTAL	U.S. CITIZEN		NON-U.S. CITIZEN		Resident/ Legal Alien	Illegal Alien	Extradited Alien	Alien Status Unknown
		N	%	N	%	N	N	N	N
TOTAL	18,103	3,381	18.7	14,722	81.3	268	14,421	1	32
§2L1.1	4,728	3,319	70.2	1,409	29.8	217	1,175	0	17
§2L1.2	12,869	0	0.0	12,869	100.0	23	12,837	0	9
§2L2.1	69	34	49.3	35	50.7	7	26	1	1
§2L2.2	437	28	6.4	409	93.6	21	383	0	5

¹ Of the 64,124 cases, in 18,106 the individual was sentenced under §§2L1.1 (Alien Smuggling), 2L1.2 (Unlawful Entering or Remaining in the United States), 2L2.1 (Trafficking in Immigration Documents, or Making False or Fraudulent Immigration Statements), or 2L2.2 (Acquiring Fraudulent Immigration Documents). Of these 18,106 cases, three were excluded due to missing information on the individual's citizenship status. Descriptions of variables used in this table are provided in Appendix A.

SOURCE: U.S. Sentencing Commission, 2023 Datafile, USSCFY23.

Table I-5

**CRIMINAL HISTORY CATEGORY AND CITIZENSHIP OF SENTENCED INDIVIDUALS
IN IMMIGRATION CASES¹
Fiscal Year 2023**

CHC		Total		§2L1.1		§2L1.2		§2L2.1		§2L2.2	
		N	%	N	%	N	%	N	%	N	%
I	Total	7,189	100.0	3,028	100.0	3,707	100.0	63	100.0	391	100.0
	U.S. Citizen	1,840	25.6	1,802	59.5	0	0.0	29	46.0	9	2.3
	Non-U.S. Citizen	5,349	74.4	1,226	40.5	3,707	100.0	34	54.0	382	97.7
II	Total	4,246	100.0	566	100.0	3,657	100.0	1	100.0	22	100.0
	U.S. Citizen	487	11.5	477	84.3	0	0.0	1	100.0	9	40.9
	Non-U.S. Citizen	3,759	88.5	89	15.7	3,657	100.0	0	0.0	13	59.1
III	Total	3,778	100.0	515	100.0	3,243	100.0	5	100.0	15	100.0
	U.S. Citizen	463	12.3	454	88.2	0	0.0	4	80.0	5	33.3
	Non-U.S. Citizen	3,315	87.7	61	11.8	3,243	100.0	1	20.0	10	66.7
IV	Total	1,676	100.0	289	100.0	1,382	100.0	0	100.0	5	100.0
	U.S. Citizen	276	16.5	274	94.8	0	0.0	0	--	2	40.0
	Non-U.S. Citizen	1,400	83.5	15	5.2	1,382	100.0	0	--	3	60.0
V	Total	743	100.0	163	100.0	577	100.0	0	100.0	3	100.0
	U.S. Citizen	153	20.6	151	92.6	0	0.0	0	--	2	66.7
	Non-U.S. Citizen	590	79.4	12	7.4	577	100.0	0	--	1	33.3
VI	Total	471	100.0	167	100.0	303	100.0	0	100.0	1	100.0
	U.S. Citizen	162	34.4	161	96.4	0	0.0	0	--	1	100.0
	Non-U.S. Citizen	309	65.6	6	3.6	303	100.0	0	--	0	0.0

¹ Of the 64,124 cases, in 18,106 the individual was sentenced under §2L1.1 (Alien Smuggling), 2L1.2 (Unlawful Entering or Remaining in the United States), 2L2.1 (Trafficking in Immigration Documents, or Making False or Fraudulent Immigration Statements), or 2L2.2 (Acquiring Fraudulent Immigration Documents). Of these 18,106 cases, three were excluded due to missing information on the individual's citizenship status. Descriptions of variables used in this table are provided in Appendix A.

SOURCE: U.S. Sentencing Commission, 2023 Datafile, USSCFY23.

Table I-6

EDUCATION OF SENTENCED INDIVIDUALS IN IMMIGRATION CASES¹
Fiscal Year 2023

GUIDELINE	TOTAL	LESS THAN HIGH SCHOOL GRADUATE		HIGH SCHOOL GRADUATE		SOME COLLEGE		COLLEGE GRADUATE	
		N	%	N	%	N	%	N	%
TOTAL	17,404	12,706	73.0	3,284	18.9	1,211	7.0	203	1.2
§2L1.1	4,703	2,277	48.4	1,562	33.2	784	16.7	80	1.7
§2L1.2	12,212	10,168	83.3	1,611	13.2	358	2.9	75	0.6
§2L2.1	67	28	41.8	15	22.4	13	19.4	11	16.4
§2L2.2	422	233	55.2	96	22.7	56	13.3	37	8.8

¹ Of the 64,124 cases, in 18,106 the individual was sentenced under §§2L1.1 (Alien Smuggling), 2L1.2 (Unlawful Entering or Remaining in the United States), 2L2.1 (Trafficking in Immigration Documents, or Making False or Fraudulent Immigration Statements), or 2L2.2 (Acquiring Fraudulent Immigration Documents). Of these 18,106 cases, 702 were excluded due to missing information on the individual's education. Descriptions of variables used in this table are provided in Appendix A.

SOURCE: U.S. Sentencing Commission, 2023 Datafile, USSCFY23.

Table I-7

SENTENCE IMPOSED RELATIVE TO THE GUIDELINE RANGE FOR IMMIGRATION CASES¹
Fiscal Year 2023

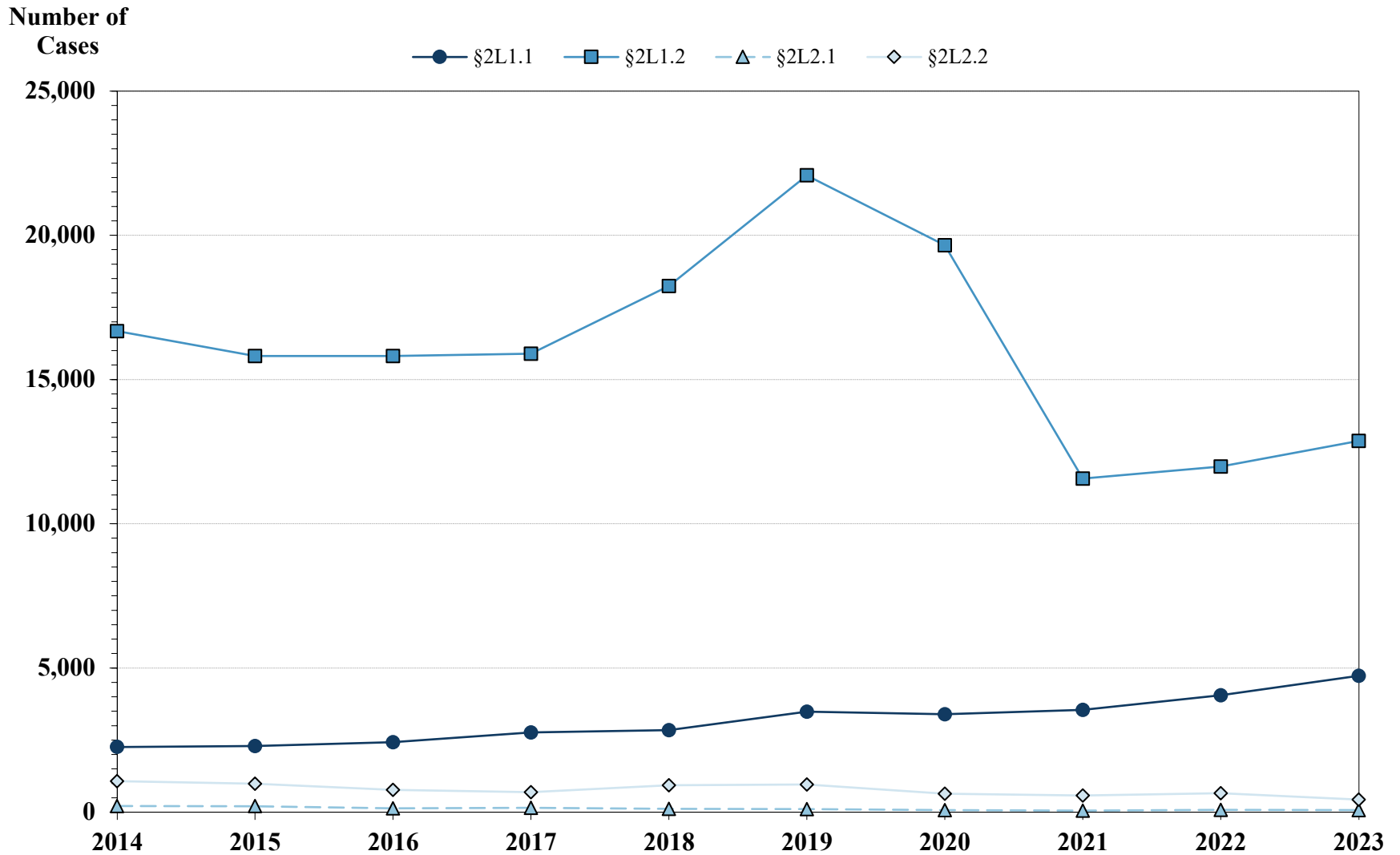
GUIDELINE	TOTAL	WITHIN GUIDELINE RANGE		DEPARTURE								VARIANCE	
		N	%	UPWARD		§5K1.1		§5K3.1		DOWNWARD		N	%
				N	%	N	%	N	%	N	%		
TOTAL	18,104	10,127	55.9	38	0.2	191	1.1	4,820	26.6	561	3.1	2,367	13.1
§2L1.1	4,731	1,894	40.0	8	0.2	150	3.2	1,920	40.6	92	1.9	667	14.1
§2L1.2	12,867	7,885	61.3	28	0.2	29	0.2	2,897	22.5	460	3.6	1,568	12.2
§2L2.1	69	29	42.0	0	0.0	12	17.4	1	1.4	0	0.0	27	39.1
§2L2.2	437	319	73.0	2	0.5	0	0.0	2	0.5	9	2.1	105	24.0

¹ Of the 64,124 cases, in 18,106 the individual was sentenced under §2L1.1 (Alien Smuggling), 2L1.2 (Unlawful Entering or Remaining in the United States), 2L2.1 (Trafficking in Immigration Documents, or Making False or Fraudulent Immigration Statements), or 2L2.2 (Acquiring Fraudulent Immigration Documents). Of these 18,106 cases, two were excluded because information was missing from the submitted documents that prevented the comparison of the sentence and the guideline range. Descriptions of variables used in this table are provided in Appendix A.

SOURCE: U.S. Sentencing Commission, 2023 Datafile, USSCFY23.

Figure I-2

NUMBER OF IMMIGRATION CASES OVER TIME¹
Fiscal Years 2014 - 2023

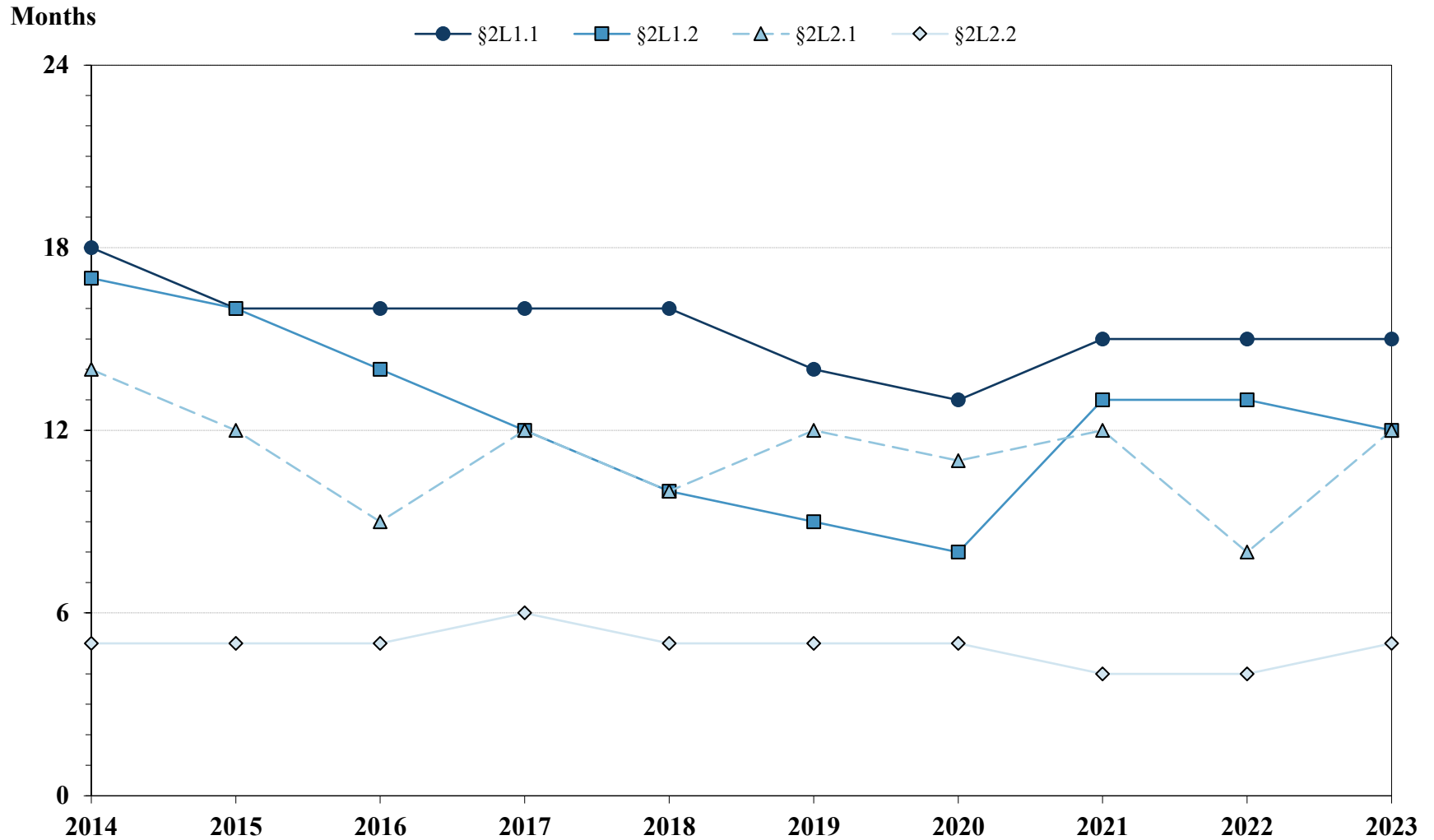


¹ Only individuals sentenced under §§2L1.1 (Alien Smuggling), 2L1.2 (Unlawful Entering or Remaining in the United States), 2L2.1 (Trafficking in Immigration Documents, or Making False or Fraudulent Immigration Statements), or 2L2.2 (Acquiring Fraudulent Immigration Documents) are depicted in this figure. Descriptions of variables used in this figure are provided in Appendix A.

SOURCE: U.S. Sentencing Commission, 2014 - 2023 Datafiles, USSCFY14 - USSCFY23.

Figure I-3

SENTENCE LENGTH IN IMMIGRATION CASES OVER TIME¹
Fiscal Years 2014 - 2023



¹ Only individuals sentenced under §§2L1.1 (Alien Smuggling), 2L1.2 (Unlawful Entering or Remaining in the United States), 2L2.1 (Trafficking in Immigration Documents, or Making False or Fraudulent Immigration Statements), or 2L2.2 (Acquiring Fraudulent Immigration Documents) are depicted in this figure. Sentences of 470 months or greater (including life) and probation were included in the sentence average computations as 470 months and zero months, respectively. The information in this figure includes conditions of confinement as described in USSG §5C1.1. Cases missing sentencing information were also excluded. Descriptions of variables used in this figure are provided in Appendix A.