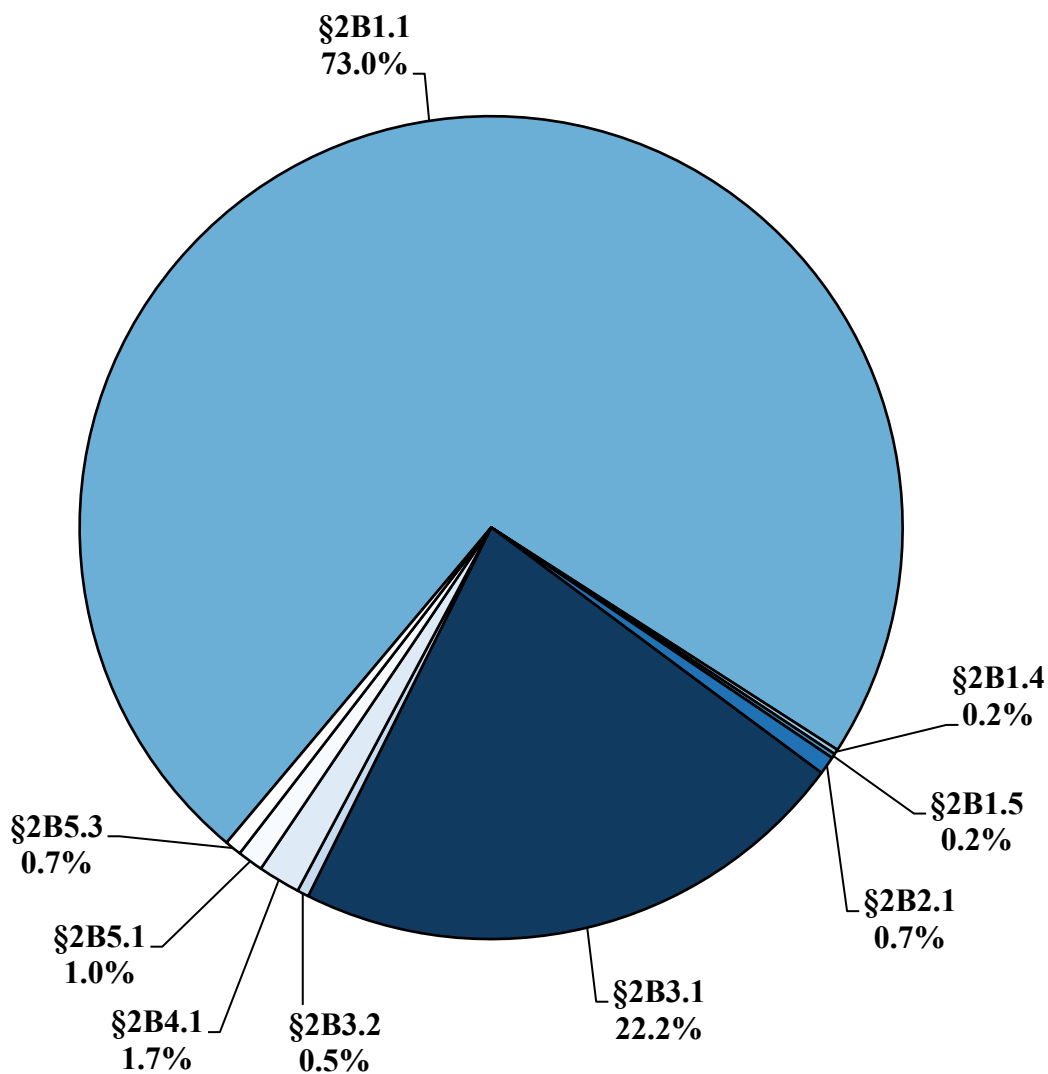


Figure E-1

**DISTRIBUTION OF ECONOMIC OFFENSE CASES
BY GUIDELINE¹
Fiscal Year 2023**



¹ Of the 64,124 cases, in 6,831 the individual was sentenced under USSG Chapter Two, Part B (Basic Economic Offenses). Of these, 6,721 individuals were sentenced under §§2B1.1 (Theft, Property Destruction, and Fraud Offenses), 2B1.4 (Insider Trading), 2B1.5 (Cultural Heritage Resources), 2B2.1 (Burglary), 2B3.1 (Robbery), 2B3.2 (Extortion), 2B4.1 (Bribery), 2B5.1 (Counterfeiting), or 2B5.3 (Copyright). Descriptions of variables used in this figure are provided in Appendix A.

SOURCE: U.S. Sentencing Commission, 2023 Datafile, USSCFY23.

Table E-1

RACE OF SENTENCED INDIVIDUALS IN ECONOMIC OFFENSE CASES¹
Fiscal Year 2023

GUIDELINE	TOTAL	WHITE		BLACK		HISPANIC		OTHER	
		N	%	N	%	N	%	N	%
TOTAL	6,696	2,258	33.7	2,825	42.2	1,185	17.7	428	6.4
§2B1.1	4,883	1,886	38.6	1,822	37.3	849	17.4	326	6.7
§2B1.4	12	8	66.7	1	8.3	0	0.0	3	25.0
§2B1.5	12	8	66.7	0	0.0	3	25.0	1	8.3
§2B2.1	48	6	12.5	26	54.2	5	10.4	11	22.9
§2B3.1	1,487	237	15.9	899	60.5	294	19.8	57	3.8
§2B3.2	31	15	48.4	8	25.8	7	22.6	1	3.2
§2B4.1	112	51	45.5	33	29.5	14	12.5	14	12.5
§2B5.1	67	28	41.8	28	41.8	8	11.9	3	4.5
§2B5.3	44	19	43.2	8	18.2	5	11.4	12	27.3

¹ Of the 64,124 cases, in 6,831 the individual was sentenced under USSG Chapter Two, Part B (Basic Economic Offenses). Of these, 6,721 individuals were sentenced under §§2B1.1 (Theft, Property Destruction, and Fraud Offenses), 2B1.4 (Insider Trading), 2B1.5 (Cultural Heritage Resources), 2B2.1 (Burglary), 2B3.1 (Robbery), 2B3.2 (Extortion), 2B4.1 (Bribery), 2B5.1 (Counterfeiting), or 2B5.3 (Copyright). Of these 6,721 cases, 25 were excluded due to missing information on the individual's race. Descriptions of variables used in this table are provided in Appendix A.

SOURCE: U.S. Sentencing Commission, 2023 Datafile, USSCFY23.

Table E-2

GENDER OF SENTENCED INDIVIDUALS IN ECONOMIC OFFENSE CASES¹
Fiscal Year 2023

GUIDELINE	TOTAL	MALE		FEMALE	
		N	%	N	%
TOTAL	6,721	5,063	75.3	1,658	24.7
§2B1.1	4,904	3,381	68.9	1,523	31.1
§2B1.4	13	12	92.3	1	7.7
§2B1.5	12	12	100.0	0	0.0
§2B2.1	48	47	97.9	1	2.1
§2B3.1	1,490	1,403	94.2	87	5.8
§2B3.2	31	29	93.5	2	6.5
§2B4.1	112	86	76.8	26	23.2
§2B5.1	67	56	83.6	11	16.4
§2B5.3	44	37	84.1	7	15.9

¹ Of the 64,124 cases, in 6,831 the individual was sentenced under USSG Chapter Two, Part B (Basic Economic Offenses). Of these, 6,721 individuals were sentenced under §§2B1.1 (Theft, Property Destruction, and Fraud Offenses), 2B1.4 (Insider Trading), 2B1.5 (Cultural Heritage Resources), 2B2.1 (Burglary), 2B3.1 (Robbery), 2B3.2 (Extortion), 2B4.1 (Bribery), 2B5.1 (Counterfeiting), or 2B5.3 (Copyright). Descriptions of variables used in this table are provided in Appendix A.

SOURCE: U.S. Sentencing Commission, 2023 Datafile, USSCFY23.

Table E-3

AGE OF SENTENCED INDIVIDUALS IN ECONOMIC OFFENSE CASES¹
Fiscal Year 2023

GUIDELINE	TOTAL	Under 21		21 to 25		26 to 30		31 to 35		36 to 40		41 to 50		51 to 60		Over 60	
		N	%	N	%	N	%	N	%	N	%	N	%	N	%	N	%
TOTAL	6,721	145	2.2	725	10.8	877	13.0	1,017	15.1	909	13.5	1,419	21.1	1,017	15.1	612	9.1
§2B1.1	4,904	42	0.9	344	7.0	533	10.9	694	14.2	697	14.2	1,175	24.0	860	17.5	559	11.4
§2B1.4	13	0	0.0	0	0.0	1	7.7	2	15.4	5	38.5	2	15.4	0	0.0	3	23.1
§2B1.5	12	0	0.0	0	0.0	6	50.0	3	25.0	0	0.0	1	8.3	1	8.3	1	8.3
§2B2.1	48	2	4.2	13	27.1	13	27.1	10	20.8	6	12.5	3	6.3	1	2.1	0	0.0
§2B3.1	1,490	100	6.7	358	24.0	304	20.4	268	18.0	157	10.5	175	11.7	103	6.9	25	1.7
§2B3.2	31	1	3.2	1	3.2	6	19.4	6	19.4	3	9.7	4	12.9	5	16.1	5	16.1
§2B4.1	112	0	0.0	0	0.0	1	0.9	9	8.0	18	16.1	31	27.7	37	33.0	16	14.3
§2B5.1	67	0	0.0	5	7.5	12	17.9	17	25.4	17	25.4	12	17.9	4	6.0	0	0.0
§2B5.3	44	0	0.0	4	9.1	1	2.3	8	18.2	6	13.6	16	36.4	6	13.6	3	6.8

¹ Of the 64,124 cases, in 6,831 the individual was sentenced under USSG Chapter Two, Part B (Basic Economic Offenses). Of these, 6,721 individuals were sentenced under §§2B1.1 (Theft, Property Destruction, and Fraud Offenses), 2B1.4 (Insider Trading), 2B1.5 (Cultural Heritage Resources), 2B2.1 (Burglary), 2B3.1 (Robbery), 2B3.2 (Extortion), 2B4.1 (Bribery), 2B5.1 (Counterfeiting), or 2B5.3 (Copyright). Descriptions of variables used in this table are provided in Appendix A.

SOURCE: U.S. Sentencing Commission, 2023 Datafile, USSCFY23.

Table E-4

CITIZENSHIP OF SENTENCED INDIVIDUALS IN ECONOMIC OFFENSE CASES¹
Fiscal Year 2023

GUIDELINE	TOTAL	U.S. CITIZEN		NON-U.S. CITIZEN	
		N	%	N	%
TOTAL	6,710	5,986	89.2	724	10.8
§2B1.1	4,893	4,241	86.7	652	13.3
§2B1.4	13	10	76.9	3	23.1
§2B1.5	12	12	100.0	0	0.0
§2B2.1	48	48	100.0	0	0.0
§2B3.1	1,490	1,434	96.2	56	3.8
§2B3.2	31	27	87.1	4	12.9
§2B4.1	112	107	95.5	5	4.5
§2B5.1	67	66	98.5	1	1.5
§2B5.3	44	41	93.2	3	6.8

¹ Of the 64,124 cases, in 6,831 the individual was sentenced under USSG Chapter Two, Part B (Basic Economic Offenses). Of these, 6,721 individuals were sentenced under §§2B1.1 (Theft, Property Destruction, and Fraud Offenses), 2B1.4 (Insider Trading), 2B1.5 (Cultural Heritage Resources), 2B2.1 (Burglary), 2B3.1 (Robbery), 2B3.2 (Extortion), 2B4.1 (Bribery), 2B5.1 (Counterfeiting), or 2B5.3 (Copyright). Of these 6,721 cases, 11 were excluded due to missing information on the individual's citizenship status. Descriptions of variables used in this table are provided in Appendix A.

SOURCE: U.S. Sentencing Commission, 2023 Datafile, USSCFY23.

Table E-5

EDUCATION OF SENTENCED INDIVIDUALS IN ECONOMIC OFFENSE CASES¹
Fiscal Year 2023

GUIDELINE	TOTAL	LESS THAN HIGH SCHOOL GRADUATE		HIGH SCHOOL GRADUATE		SOME COLLEGE		COLLEGE GRADUATE	
		N	%	N	%	N	%	N	%
TOTAL	6,684	1,262	18.9	2,074	31.0	2,019	30.2	1,329	19.9
§2B1.1	4,870	678	13.9	1,309	26.9	1,671	34.3	1,212	24.9
§2B1.4	13	1	7.7	1	7.7	2	15.4	9	69.2
§2B1.5	12	2	16.7	2	16.7	7	58.3	1	8.3
§2B2.1	48	21	43.8	20	41.7	7	14.6	0	0.0
§2B3.1	1,487	536	36.0	664	44.7	265	17.8	22	1.5
§2B3.2	31	9	29.0	16	51.6	3	9.7	3	9.7
§2B4.1	112	3	2.7	13	11.6	25	22.3	71	63.4
§2B5.1	67	9	13.4	33	49.3	24	35.8	1	1.5
§2B5.3	44	3	6.8	16	36.4	15	34.1	10	22.7

¹ Of the 64,124 cases, in 6,831 the individual was sentenced under USSG Chapter Two, Part B (Basic Economic Offenses). Of these, 6,721 individuals were sentenced under §§2B1.1 (Theft, Property Destruction, and Fraud Offenses), 2B1.4 (Insider Trading), 2B1.5 (Cultural Heritage Resources), 2B2.1 (Burglary), 2B3.1 (Robbery), 2B3.2 (Extortion), 2B4.1 (Bribery), 2B5.1 (Counterfeiting), or 2B5.3 (Copyright). Of these 6,721 cases, 37 were excluded due to missing information on the individual's education. Descriptions of variables used in this table are provided in Appendix A.

SOURCE: U.S. Sentencing Commission, 2023 Datafile, USSCFY23.

Table E-6

LOSS AMOUNT IN ECONOMIC OFFENSE CASES¹
Fiscal Year 2023

GUIDELINE	TOTAL	NO GUIDELINE INCREASE FOR LOSS AMOUNT ²		GUIDELINE INCREASE FOR LOSS AMOUNT		AMOUNT OF LOSS ³		
		N	%	N	%	N	Mean	Median
TOTAL	6,652	1,945	29.2	4,707	70.8	5,181	\$3,321,161	\$109,900
§2B1.1	4,855	632	13.0	4,223	87.0	3,955	\$4,164,603	\$200,000
§2B1.4	13	0	0.0	13	100.0	8	\$1,910,728	\$266,662
§2B1.5	12	4	33.3	8	66.7	8	\$17,878	\$4,751
§2B2.1	48	28	58.3	20	41.7	31	\$50,811	\$6,808
§2B3.1	1,471	1,245	84.6	226	15.4	994	\$36,579	\$1,886
§2B3.2	31	14	45.2	17	54.8	15	\$725,123	\$198,000
§2B4.1	112	1	0.9	111	99.1	95	\$3,405,538	\$572,724
§2B5.1	66	19	28.8	47	71.2	43	\$31,114	\$9,600
§2B5.3	44	2	4.5	42	95.5	32	\$10,838,267	\$422,454

¹ Of the 64,124 cases, in 6,831 the individual was sentenced under USSG Chapter Two, Part B (Basic Economic Offenses). Of these, 6,721 individuals were sentenced under §§2B1.1 (Theft, Property Destruction, and Fraud Offenses), 2B1.4 (Insider Trading), 2B1.5 (Cultural Heritage Resources), 2B2.1 (Burglary), 2B3.1 (Robbery), 2B3.2 (Extortion), 2B4.1 (Bribery), 2B5.1 (Counterfeiting), or 2B5.3 (Copyright). Of these, the Commission received complete guideline application information for 6,652 cases. In 4,707 cases the guideline range was enhanced due to the amount of loss involved in the case. Descriptions of variables used in this table are provided in Appendix A.

² A loss may exist in cases where there was no guideline increase for loss amount and those amounts are included in the amount of loss columns.

³ Cases in which an exact loss amount was not reported were excluded from the amount of loss computation.

Table E-7

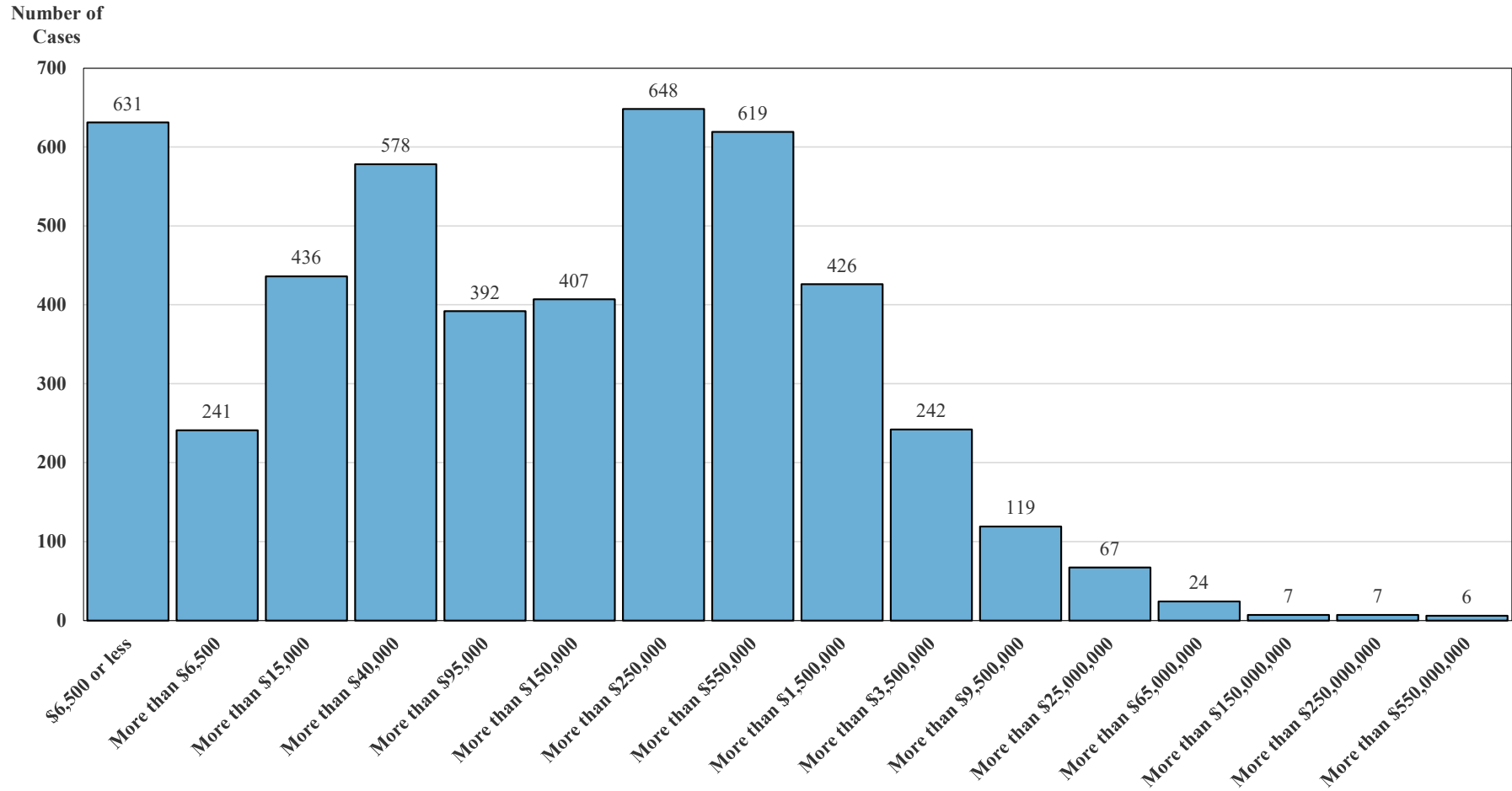
SENTENCE IMPOSED RELATIVE TO THE GUIDELINE RANGE FOR ECONOMIC OFFENSE CASES¹
Fiscal Year 2023

GUIDELINE	TOTAL	WITHIN GUIDELINE RANGE		DEPARTURE								VARIANCE	
		N	%	UPWARD		§5K1.1		§5K3.1		DOWNWARD		N	%
				N	%	N	%	N	%	N	%		
TOTAL	6,712	2,516	37.5	38	0.6	992	14.8	7	0.1	203	3.0	2,956	44.0
§2B1.1	4,896	1,818	37.1	22	0.4	751	15.3	3	0.1	144	2.9	2,158	44.1
§2B1.4	13	1	7.7	0	0.0	1	7.7	0	0.0	0	0.0	11	84.6
§2B1.5	12	6	50.0	0	0.0	1	8.3	0	0.0	0	0.0	5	41.7
§2B2.1	48	25	52.1	2	4.2	3	6.3	0	0.0	1	2.1	17	35.4
§2B3.1	1,489	593	39.8	14	0.9	173	11.6	3	0.2	50	3.4	656	44.1
§2B3.2	31	6	19.4	0	0.0	2	6.5	1	3.2	1	3.2	21	67.7
§2B4.1	112	25	22.3	0	0.0	46	41.1	0	0.0	3	2.7	38	33.9
§2B5.1	67	32	47.8	0	0.0	5	7.5	0	0.0	3	4.5	27	40.3
§2B5.3	44	10	22.7	0	0.0	10	22.7	0	0.0	1	2.3	23	52.3

¹ Of the 64,124 cases, in 6,831 the individual was sentenced under USSG Chapter Two, Part B (Basic Economic Offenses). Of these, 6,721 individuals were sentenced under §§2B1.1 (Theft, Property Destruction, and Fraud Offenses), 2B1.4 (Insider Trading), 2B1.5 (Cultural Heritage Resources), 2B2.1 (Burglary), 2B3.1 (Robbery), 2B3.2 (Extortion), 2B4.1 (Bribery), 2B5.1 (Counterfeiting), or 2B5.3 (Copyright). Of these 6,721 cases, nine were excluded because information was missing from the submitted documents that prevented the comparison of the sentence and the guideline range. Descriptions of variables used in this table are provided in Appendix A.

Figure E-2

NUMBER OF SENTENCED INDIVIDUALS IN EACH §2B1.1 LOSS TABLE CATEGORY¹
Fiscal Year 2023

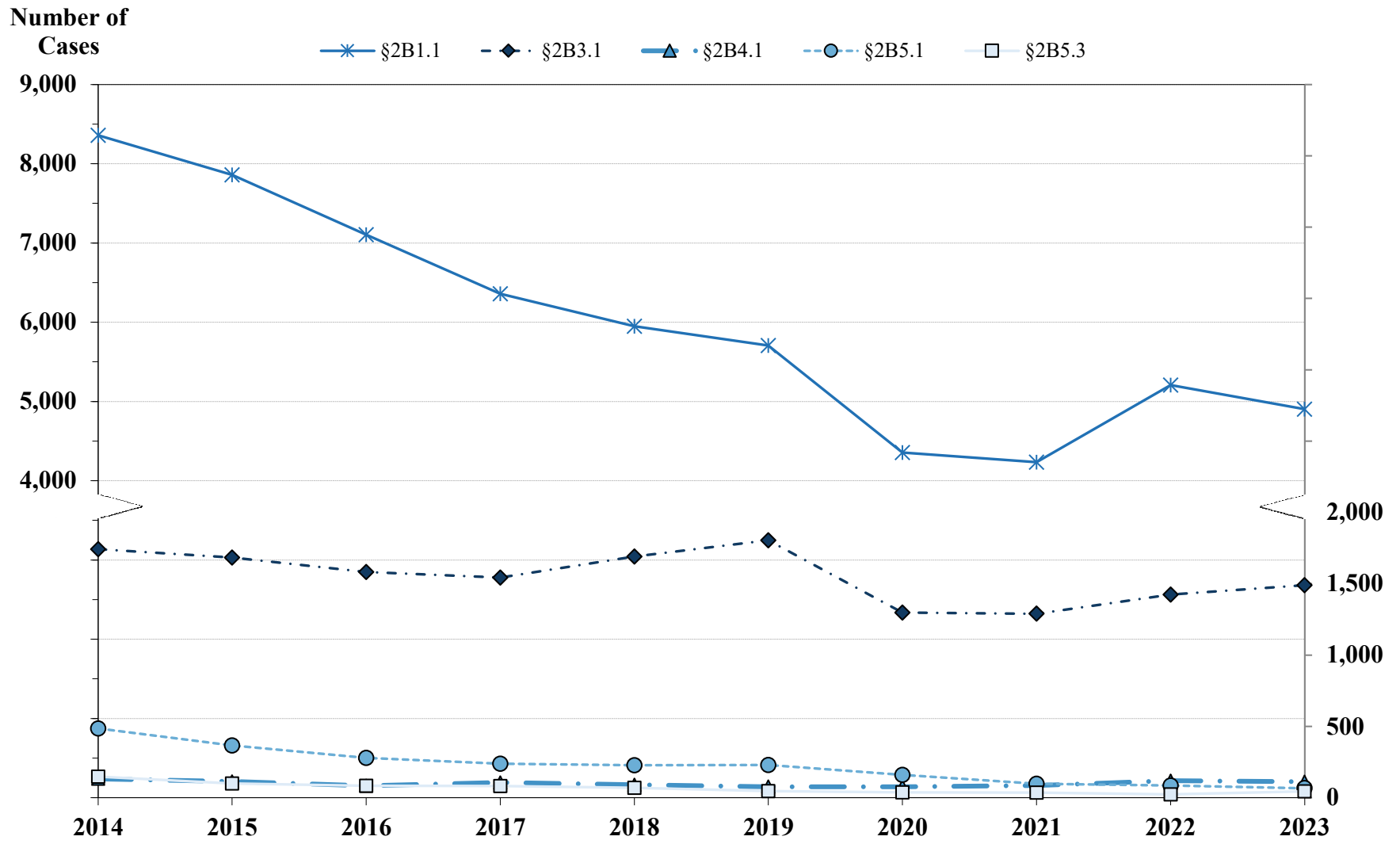


¹ Of the 64,124 cases, the Commission received complete guideline application information for 60,922 cases. Of these, 4,855 individuals were sentenced under §2B1.1 (Theft, Property Destruction, and Fraud Offenses). An additional five were excluded that were sentenced using a *Guidelines Manual* in effect prior to November 1, 2015. Descriptions of variables used in this figure are provided in Appendix A.

SOURCE: U.S. Sentencing Commission, 2023 Datafile, USSCFY23.

Figure E-3

NUMBER OF ECONOMIC OFFENSE CASES OVER TIME¹
Fiscal Years 2014 - 2023

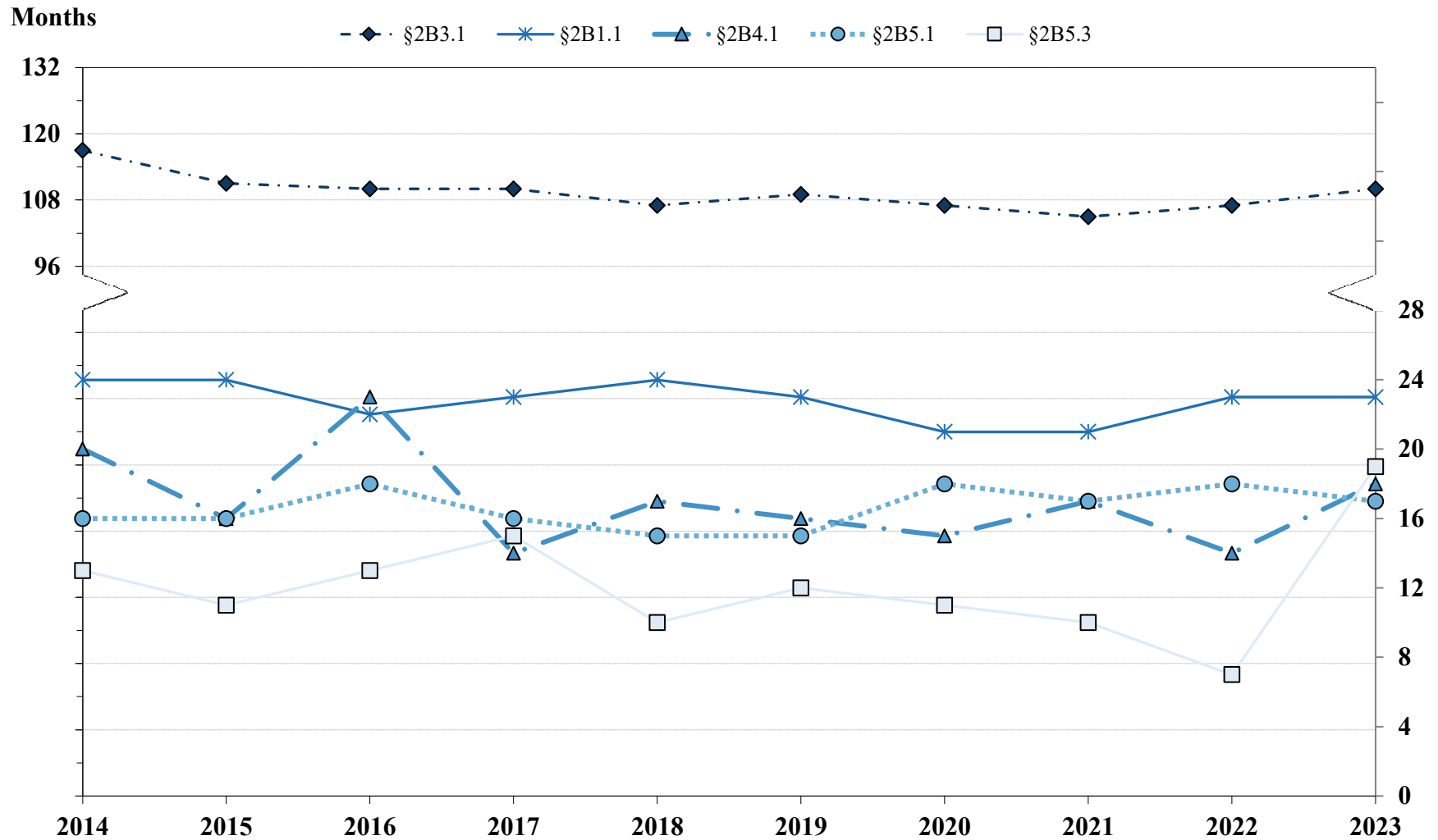


¹ Only individuals sentenced under §§2B1.1 (Theft, Property Destruction, and Fraud Offenses), 2B3.1 (Robbery), 2B4.1 (Bribery), 2B5.1 (Counterfeiting), or 2B5.3 (Copyright) are depicted in this figure. Descriptions of variables used in this figure are provided in Appendix A.

SOURCE: U.S. Sentencing Commission, 2014 - 2023 Datafiles, USSCFY14 - USSCFY23.

Figure E-4

SENTENCE LENGTH IN ECONOMIC OFFENSE CASES OVER TIME¹
Fiscal Years 2014 - 2023



¹ Only individuals sentenced under §§2B1.1 (Theft, Property Destruction, and Fraud Offenses), 2B3.1 (Robbery), 2B4.1 (Bribery), 2B5.1 (Counterfeiting), or 2B5.3 (Copyright) are depicted in this figure. Sentences of 470 months or greater (including life) and probation were included in the sentence average computations as 470 months and zero months, respectively. The information in this figure includes conditions of confinement as described in USSG §5C1.1. Cases missing sentencing information were also excluded. Descriptions of variables used in this figure are provided in Appendix A.

SOURCE: U.S. Sentencing Commission, 2014 - 2023 Datafiles, USSCFY14 - USSCFY23.