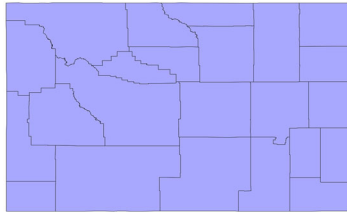


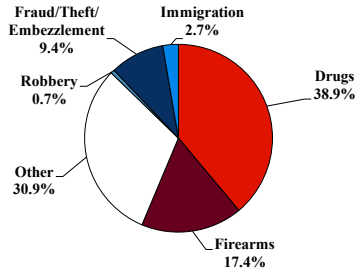
District at a Glance

District of Wyoming

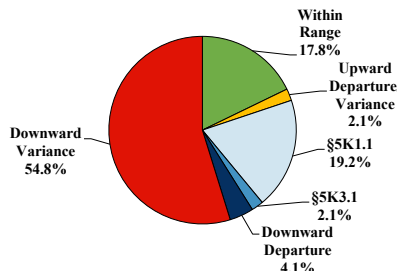
Fiscal Year 2022



Type of Crime



Sentence Imposed Relative to the Guideline Range



SENTENCING INFORMATION BY TYPE OF CRIME

	TOTAL	Immigration	Drug Trafficking	Firearms	Fraud/Theft /Embezzle	Robbery	Child Porn	Money Laundering	All Other
TOTAL	149	4	58	26	14	1	6	0	40
Mean Sentence (months)	75	7	104	43	29	--	109	--	71
Median Sentence (months)	54	7	87	41	23	--	121	--	29

IMPRISONMENT

Total Receiving Imprisonment	133	4	58	24	11	1	6	0	29
Prison Only	131	4	58	23	10	1	6	0	29
Up to 12 Months	7	3	0	1	2	0	0	0	1
13 to 60 Months	62	1	19	15	5	0	2	0	20
61 to 120 Months	32	0	20	7	3	0	1	0	1
Over 120 Months	30	0	19	0	0	1	3	0	7
Prison and Alternatives	2	0	0	1	1	0	0	0	0

PROBATION

Total Receiving Probation	16	0	0	2	3	0	0	0	11
Probation Only	14	0	0	2	3	0	0	0	9
Probation and Alternatives	2	0	0	0	0	0	0	0	2

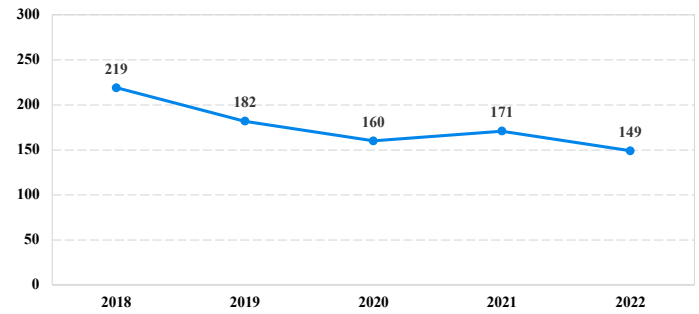
FINE ONLY

FINE ONLY	0	0	0	0	0	0	0	0	0
------------------	----------	----------	----------	----------	----------	----------	----------	----------	----------

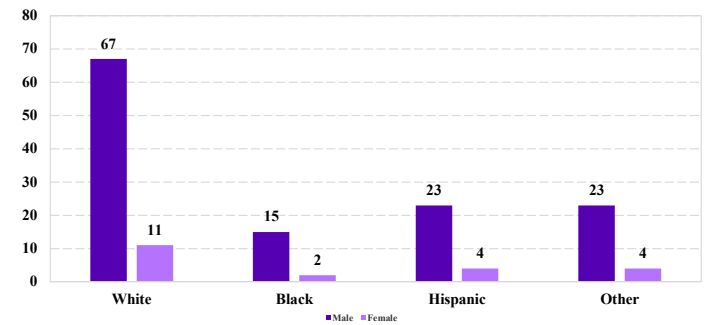
Cases with indeterminable sentence terms are excluded from the calculation of the Mean Sentence or Median Sentence category. Sentences greater than 470 months and probation were included in the sentence average computations as 470 months and zero months, respectively. Cases in the Total Receiving Imprisonment, Total Receiving Probation, and Fine Only categories total 100 percent of all cases. Cases missing information required for a specific analysis were excluded from that analysis. Descriptions of variables used in this analysis are provided in Appendix A.

SOURCE: U.S. Sentencing Commission, 2018 - 2022 Datafiles, USSCFY18 - USSCFY22.

Number of Federal Offenders Over Time



Race and Gender



Citizenship, Guilty Pleas, and Trials

