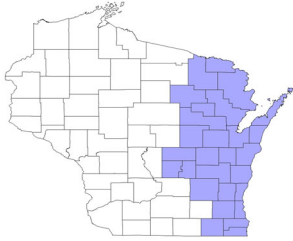


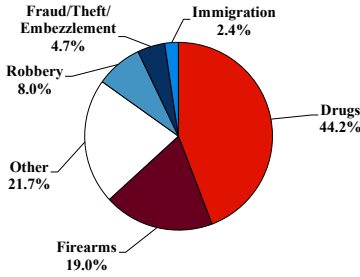
District at a Glance

Eastern District of Wisconsin

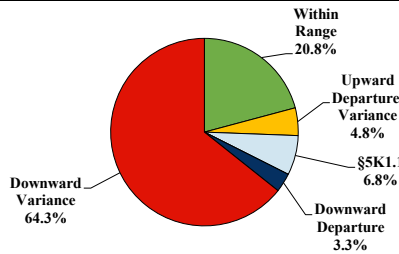
Fiscal Year 2022



Type of Crime



Sentence Imposed Relative to the Guideline Range



SENTENCING INFORMATION BY TYPE OF CRIME

	TOTAL	Immigration	Drug Trafficking	Firearms	Fraud/Theft /Embezzle	Robbery	Child Porn	Money Laundering	All Other
Total	337	8	149	64	16	27	17	4	52
Mean Sentence (months)	60	4	65	30	15	106	93	45	72
Median Sentence (months)	46	1	60	24	9	90	96	0	30

IMPRISONMENT

Total Receiving Imprisonment	296	8	143	49	10	27	17	1	41
Prison Only	293	8	142	48	9	27	17	1	41
Up to 12 Months	46	7	23	7	2	0	0	0	7
13 to 60 Months	123	1	54	34	7	4	7	0	16
61 to 120 Months	83	0	48	6	0	14	7	0	8
Over 120 Months	41	0	17	1	0	9	3	1	10
Prison and Alternatives	3	0	1	1	1	0	0	0	0

PROBATION

Total Receiving Probation	40	0	6	15	6	0	0	3	10
Probation Only	32	0	5	12	3	0	0	3	9
Probation and Alternatives	8	0	1	3	3	0	0	0	1

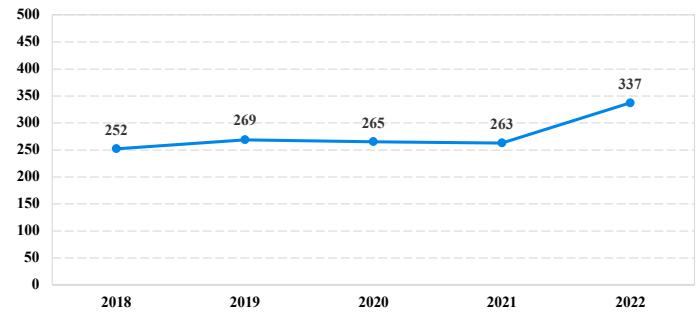
FINE ONLY

Total	1	0	0	0	0	0	0	0	1
--------------	----------	----------	----------	----------	----------	----------	----------	----------	----------

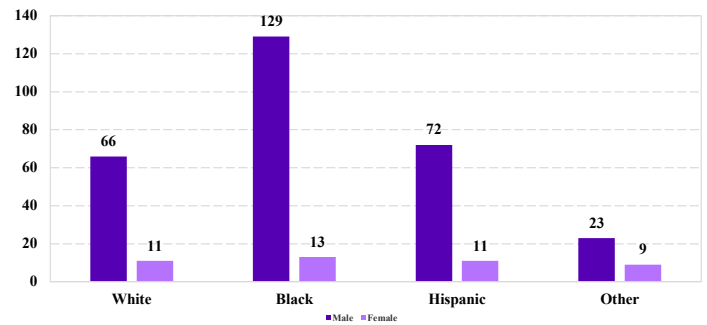
Cases with indeterminable sentence terms are excluded from the calculation of the Mean Sentence or Median Sentence category. Sentences greater than 470 months and probation were included in the sentence average computations as 470 months and zero months, respectively. Cases in the Total Receiving Imprisonment, Total Receiving Probation, and Fine Only categories total 100 percent of all cases. Cases missing information required for a specific analysis were excluded from that analysis. Descriptions of variables used in this analysis are provided in Appendix A.

SOURCE: U.S. Sentencing Commission, 2018 - 2022 Datafiles, USSCFY18 - USSCFY22.

Number of Federal Offenders Over Time



Race and Gender



Citizenship, Guilty Pleas, and Trials

