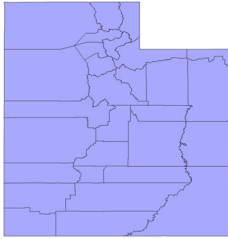


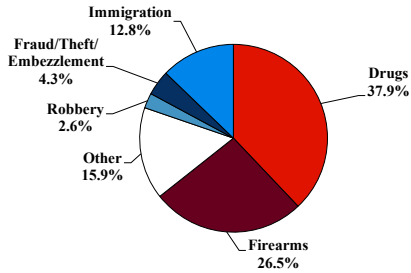
District at a Glance

District of Utah

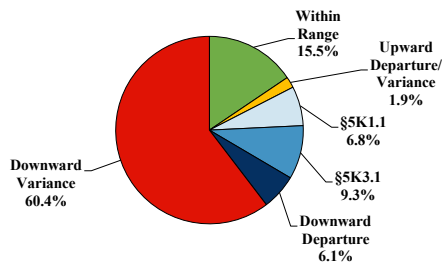
Fiscal Year 2022



Type of Crime



Sentence Imposed Relative to the Guideline Range



SENTENCING INFORMATION BY TYPE OF CRIME

	TOTAL	Immigration	Drug Trafficking	Firearms	Fraud/Theft /Embezzle	Robbery	Child Porn	Money Laundering	All Other
TOTAL	741	95	281	196	32	19	21	20	77
Mean Sentence (months)	37	8	46	29	12	52	80	75	45
Median Sentence (months)	30	4	41	27	0	46	84	60	21

IMPRISONMENT

Total Receiving Imprisonment	664	78	266	178	15	19	21	20	67
Prison Only	660	78	265	176	15	19	21	20	66
Up to 12 Months	122	54	21	22	5	2	0	2	16
13 to 60 Months	413	24	176	142	9	11	9	9	33
61 to 120 Months	110	0	66	11	1	6	11	5	10
Over 120 Months	15	0	2	1	0	0	1	4	7
Prison and Alternatives	4	0	1	2	0	0	0	0	1

PROBATION

Total Receiving Probation	75	16	15	18	17	0	0	0	9
Probation Only	73	16	15	17	17	0	0	0	8
Probation and Alternatives	2	0	0	1	0	0	0	0	1

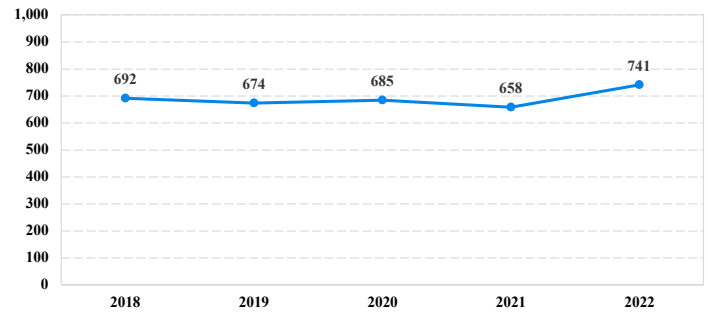
FINE ONLY

FINE ONLY	2	1	0	0	0	0	0	0	1
------------------	----------	----------	----------	----------	----------	----------	----------	----------	----------

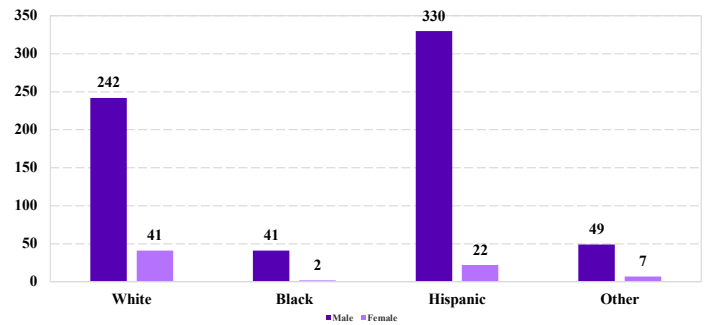
Cases with indeterminable sentence terms are excluded from the calculation of the Mean Sentence or Median Sentence category. Sentences greater than 470 months and probation were included in the sentence average computations as 470 months and zero months, respectively. Cases in the Total Receiving Imprisonment, Total Receiving Probation, and Fine Only categories total 100 percent of all cases. Cases missing information required for a specific analysis were excluded from that analysis. Descriptions of variables used in this analysis are provided in Appendix A.

SOURCE: U.S. Sentencing Commission, 2018 - 2022 Datafiles, USSCFY18 - USSCFY22.

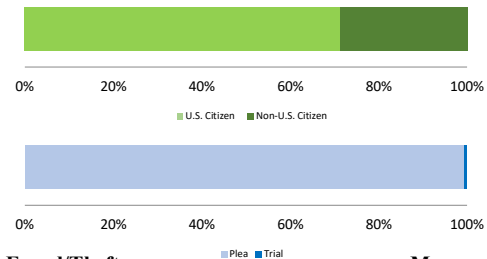
Number of Federal Offenders Over Time



Race and Gender



Citizenship, Guilty Pleas, and Trials



Legend: U.S. Citizen (Green), Non-U.S. Citizen (Dark Green)

Legend: Plea (Blue), Trial (Light Blue)