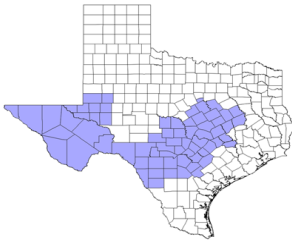


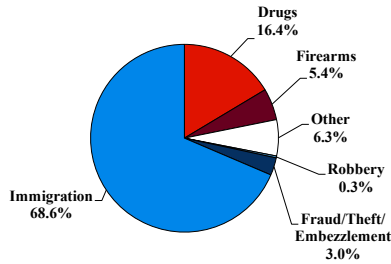
# District at a Glance

## Western District of Texas

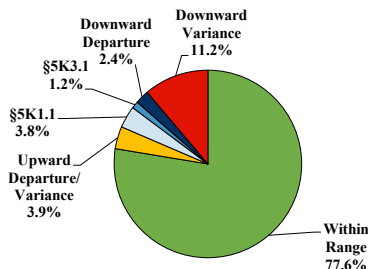
### Fiscal Year 2022



#### Type of Crime



#### Sentence Imposed Relative to the Guideline Range



#### SENTENCING INFORMATION BY TYPE OF CRIME

	TOTAL	Immigration	Drug Trafficking	Firearms	Fraud/Theft/Embezzle	Robbery	Child Porn	Money Laundering	All Other
<b>Total</b>	<b>6,059</b>	<b>4,157</b>	<b>972</b>	<b>329</b>	<b>184</b>	<b>18</b>	<b>28</b>	<b>37</b>	<b>334</b>
Mean Sentence (months)	29	13	82	40	13	157	137	83	46
Median Sentence (months)	12	10	60	36	6	133	120	21	8

#### IMPRISONMENT

	TOTAL	Immigration	Drug Trafficking	Firearms	Fraud/Theft/Embezzle	Robbery	Child Porn	Money Laundering	All Other
<b>Total Receiving Imprisonment</b>	<b>5,675</b>	<b>3,938</b>	<b>938</b>	<b>314</b>	<b>150</b>	<b>18</b>	<b>26</b>	<b>32</b>	<b>259</b>
Prison Only	5,498	3,859	868	306	145	18	24	32	246
Up to 12 Months	2,378	2,065	47	23	104	0	0	9	130
13 to 60 Months	2,513	1,758	415	224	32	3	5	11	65
61 to 120 Months	342	34	213	56	7	5	7	4	16
Over 120 Months	265	2	193	3	2	10	12	8	35
Prison and Alternatives	177	79	70	8	5	0	2	0	13

#### PROBATION

	TOTAL	Immigration	Drug Trafficking	Firearms	Fraud/Theft/Embezzle	Robbery	Child Porn	Money Laundering	All Other
<b>Total Receiving Probation</b>	<b>383</b>	<b>219</b>	<b>34</b>	<b>15</b>	<b>34</b>	<b>0</b>	<b>2</b>	<b>5</b>	<b>74</b>
Probation Only	305	167	24	10	31	0	2	4	67
Probation and Alternatives	78	52	10	5	3	0	0	1	7

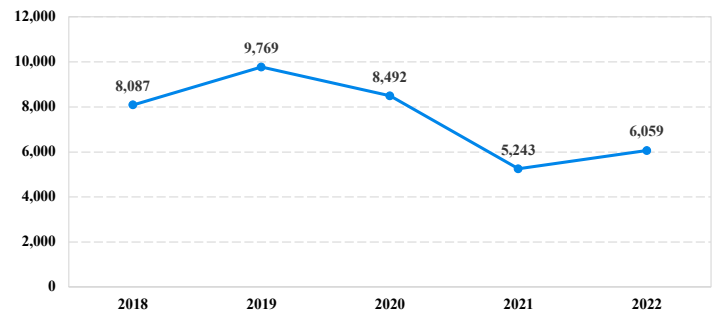
#### FINE ONLY

	TOTAL	Immigration	Drug Trafficking	Firearms	Fraud/Theft/Embezzle	Robbery	Child Porn	Money Laundering	All Other
<b>Total</b>	<b>1</b>	<b>0</b>	<b>0</b>	<b>0</b>	<b>0</b>	<b>0</b>	<b>0</b>	<b>0</b>	<b>1</b>

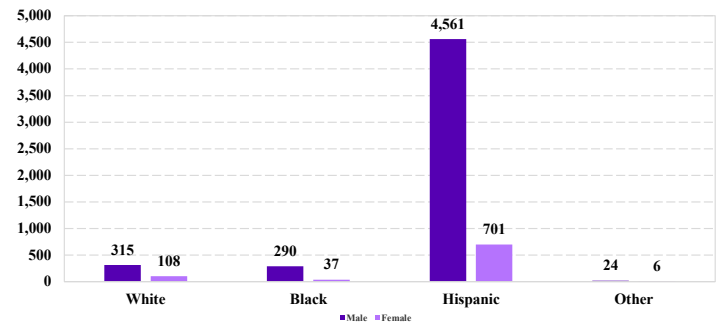
Cases with indeterminable sentence terms are excluded from the calculation of the Mean Sentence or Median Sentence category. Sentences greater than 470 months and probation were included in the sentence average computations as 470 months and zero months, respectively. Cases in the Total Receiving Imprisonment, Total Receiving Probation, and Fine Only categories total 100 percent of all cases. Cases missing information required for a specific analysis were excluded from that analysis. Descriptions of variables used in this analysis are provided in Appendix A.

SOURCE: U.S. Sentencing Commission, 2018 - 2022 Datafiles, USSCFY18 - USSCFY22.

#### Number of Federal Offenders Over Time



#### Race and Gender



#### Citizenship, Guilty Pleas, and Trials

