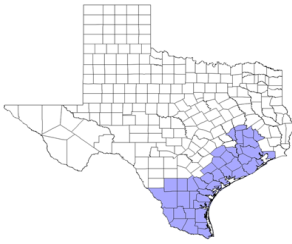


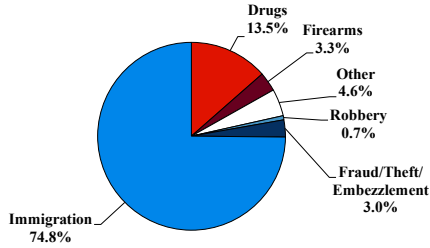
# District at a Glance

## Southern District of Texas

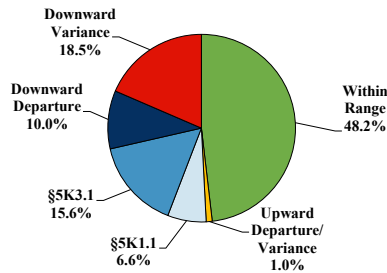
### Fiscal Year 2022



#### Type of Crime



#### Sentence Imposed Relative to the Guideline Range



#### SENTENCING INFORMATION BY TYPE OF CRIME

	TOTAL	Immigration	Drug Trafficking	Firearms	Fraud/Theft /Embezzle	Robbery	Child Porn	Money Laundering	All Other
	7,274	5,444	982	241	215	54	43	66	229
Mean Sentence (months)	26	13	75	47	18	128	128	35	76
Median Sentence (months)	12	9	60	33	6	121	121	19	21

#### IMPRISONMENT

	TOTAL	Immigration	Drug Trafficking	Firearms	Fraud/Theft /Embezzle	Robbery	Child Porn	Money Laundering	All Other
<b>Total Receiving Imprisonment</b>	<b>7,033</b>	<b>5,284</b>	<b>969</b>	<b>231</b>	<b>186</b>	<b>53</b>	<b>43</b>	<b>55</b>	<b>212</b>
Prison Only	6,868	5,160	952	228	181	52	42	51	202
Up to 12 Months	3,115	2,900	41	20	92	2	0	9	51
13 to 60 Months	3,044	2,219	469	144	76	9	5	32	90
61 to 120 Months	451	41	297	51	12	14	14	7	15
Over 120 Months	258	0	145	13	1	27	23	3	46
Prison and Alternatives	165	124	17	3	5	1	1	4	10

#### PROBATION

	TOTAL	Immigration	Drug Trafficking	Firearms	Fraud/Theft /Embezzle	Robbery	Child Porn	Money Laundering	All Other
<b>Total Receiving Probation</b>	<b>241</b>	<b>160</b>	<b>13</b>	<b>10</b>	<b>29</b>	<b>1</b>	<b>0</b>	<b>11</b>	<b>17</b>
Probation Only	128	67	11	5	24	1	0	7	13
Probation and Alternatives	113	93	2	5	5	0	0	4	4

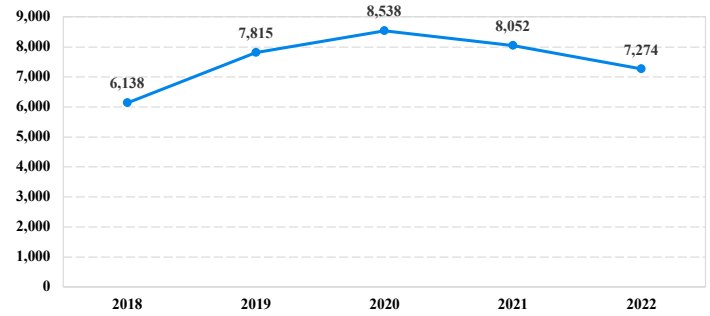
#### FINE ONLY

	TOTAL	Immigration	Drug Trafficking	Firearms	Fraud/Theft /Embezzle	Robbery	Child Porn	Money Laundering	All Other
	<b>0</b>	<b>0</b>	<b>0</b>	<b>0</b>	<b>0</b>	<b>0</b>	<b>0</b>	<b>0</b>	<b>0</b>

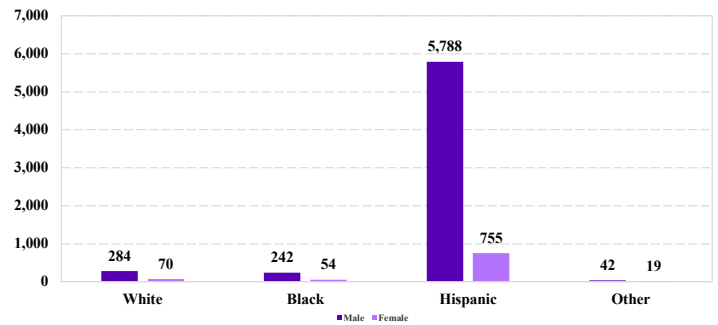
Cases with indeterminable sentence terms are excluded from the calculation of the Mean Sentence or Median Sentence category. Sentences greater than 470 months and probation were included in the sentence average computations as 470 months and zero months, respectively. Cases in the Total Receiving Imprisonment, Total Receiving Probation, and Fine Only categories total 100 percent of all cases. Cases missing information required for a specific analysis were excluded from that analysis. Descriptions of variables used in this analysis are provided in Appendix A.

SOURCE: U.S. Sentencing Commission, 2018 - 2022 Datafiles, USSCFY18 - USSCFY22.

#### Number of Federal Offenders Over Time



#### Race and Gender



#### Citizenship, Guilty Pleas, and Trials

