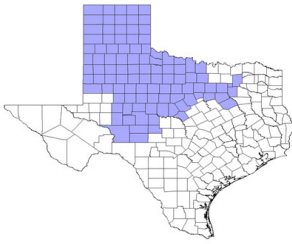


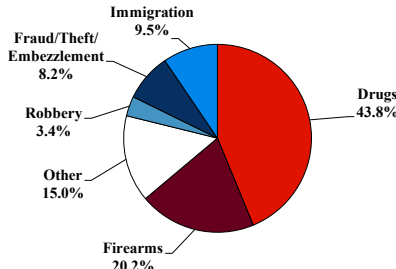
# District at a Glance

## Northern District of Texas

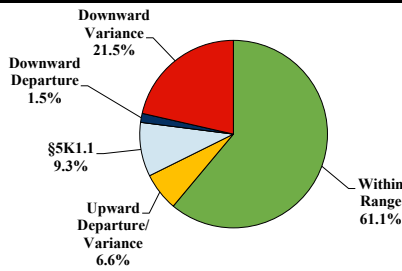
### Fiscal Year 2022



#### Type of Crime



#### Sentence Imposed Relative to the Guideline Range



#### SENTENCING INFORMATION BY TYPE OF CRIME

	TOTAL	Immigration	Drug Trafficking	Firearms	Fraud/Theft /Embezzle	Robbery	Child Porn	Money Laundering	All Other
<b>Total</b>	<b>1,652</b>	<b>157</b>	<b>719</b>	<b>333</b>	<b>136</b>	<b>56</b>	<b>43</b>	<b>43</b>	<b>165</b>
Mean Sentence (months)	89	31	118	52	38	105	168	60	113
Median Sentence (months)	60	24	108	42	27	96	172	50	50

#### IMPRISONMENT

	TOTAL	Immigration	Drug Trafficking	Firearms	Fraud/Theft /Embezzle	Robbery	Child Porn	Money Laundering	All Other
<b>Total Receiving Imprisonment</b>	<b>1,586</b>	<b>156</b>	<b>699</b>	<b>326</b>	<b>119</b>	<b>56</b>	<b>43</b>	<b>42</b>	<b>145</b>
Prison Only	1,581	156	697	325	117	56	43	42	145
Up to 12 Months	74	16	10	8	17	1	0	2	20
13 to 60 Months	711	130	176	232	82	14	1	24	52
61 to 120 Months	387	10	219	76	11	24	14	10	23
Over 120 Months	409	0	292	9	7	17	28	6	50
Prison and Alternatives	5	0	2	1	2	0	0	0	0

#### PROBATION

	TOTAL	Immigration	Drug Trafficking	Firearms	Fraud/Theft /Embezzle	Robbery	Child Porn	Money Laundering	All Other
<b>Total Receiving Probation</b>	<b>66</b>	<b>1</b>	<b>20</b>	<b>7</b>	<b>17</b>	<b>0</b>	<b>0</b>	<b>1</b>	<b>20</b>
Probation Only	62	1	19	7	15	0	0	1	19
Probation and Alternatives	4	0	1	0	2	0	0	0	1

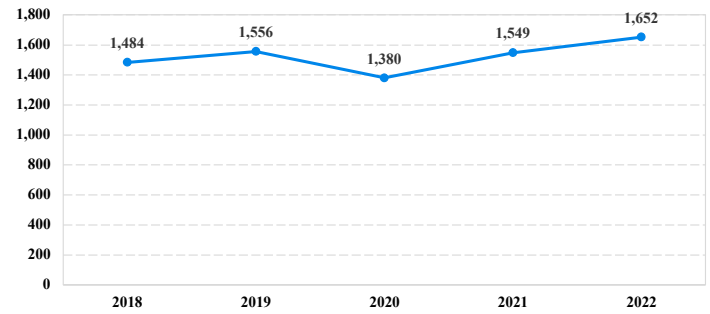
#### FINE ONLY

<b>Total</b>	<b>0</b>	<b>0</b>	<b>0</b>	<b>0</b>	<b>0</b>	<b>0</b>	<b>0</b>	<b>0</b>	<b>0</b>
--------------	----------	----------	----------	----------	----------	----------	----------	----------	----------

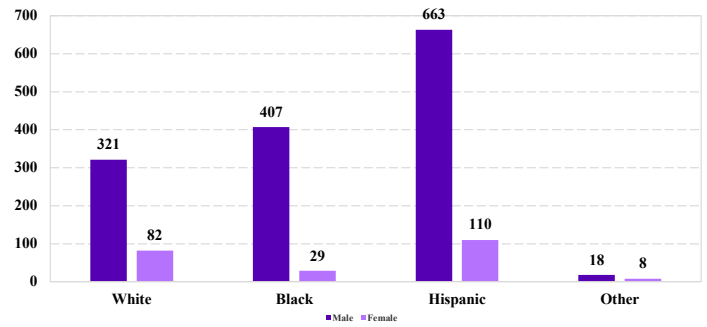
Cases with indeterminable sentence terms are excluded from the calculation of the Mean Sentence or Median Sentence category. Sentences greater than 470 months and probation were included in the sentence average computations as 470 months and zero months, respectively. Cases in the Total Receiving Imprisonment, Total Receiving Probation, and Fine Only categories total 100 percent of all cases. Cases missing information required for a specific analysis were excluded from that analysis. Descriptions of variables used in this analysis are provided in Appendix A.

SOURCE: U.S. Sentencing Commission, 2018 - 2022 Datafiles, USSCFY18 - USSCFY22.

#### Number of Federal Offenders Over Time



#### Race and Gender



#### Citizenship, Guilty Pleas, and Trials

