

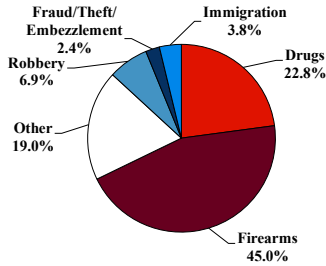
District at a Glance

Middle District of Tennessee

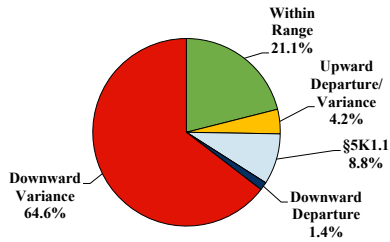
Fiscal Year 2022



Type of Crime



Sentence Imposed Relative to the Guideline Range



SENTENCING INFORMATION BY TYPE OF CRIME

	TOTAL	Immigration	Drug Trafficking	Firearms	Fraud/Theft /Embezzle	Robbery	Child Porn	Money Laundering	All Other
Total	289	11	62	130	7	20	2	0	57
Mean Sentence (months)	72	18	81	65	18	99	--	--	86
Median Sentence (months)	54	12	77	48	12	99	--	--	12

IMPRISONMENT

Total Receiving Imprisonment	277	11	61	125	5	20	2	0	53
Prison Only	265	11	58	119	4	19	2	0	52
Up to 12 Months	39	5	3	9	0	0	0	0	22
13 to 60 Months	106	6	13	67	4	4	1	0	11
61 to 120 Months	76	0	34	26	0	8	1	0	7
Over 120 Months	44	0	8	17	0	7	0	0	12
Prison and Alternatives	12	0	3	6	1	1	0	0	1

PROBATION

Total Receiving Probation	9	0	1	5	2	0	0	0	1
Probation Only	5	0	0	2	2	0	0	0	1
Probation and Alternatives	4	0	1	3	0	0	0	0	0

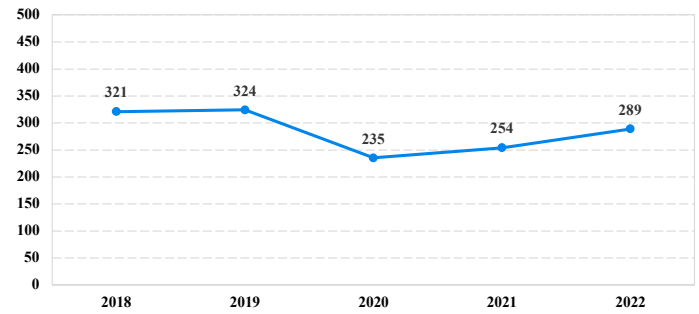
FINE ONLY

Total	3	0	0	0	0	0	0	0	3
--------------	----------	----------	----------	----------	----------	----------	----------	----------	----------

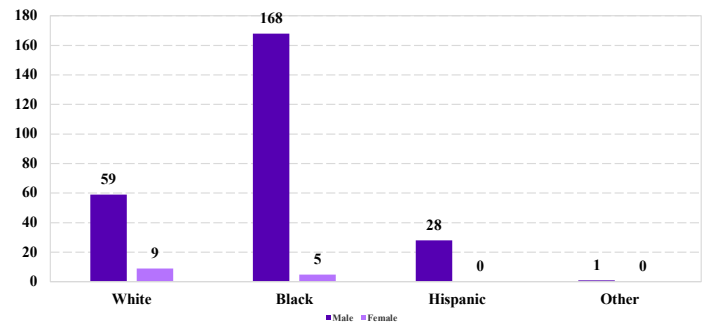
Cases with indeterminable sentence terms are excluded from the calculation of the Mean Sentence or Median Sentence category. Sentences greater than 470 months and probation were included in the sentence average computations as 470 months and zero months, respectively. Cases in the Total Receiving Imprisonment, Total Receiving Probation, and Fine Only categories total 100 percent of all cases. Cases missing information required for a specific analysis were excluded from that analysis. Descriptions of variables used in this analysis are provided in Appendix A.

SOURCE: U.S. Sentencing Commission, 2018 - 2022 Datafiles, USSCFY18 - USSCFY22.

Number of Federal Offenders Over Time



Race and Gender



Citizenship, Guilty Pleas, and Trials

