

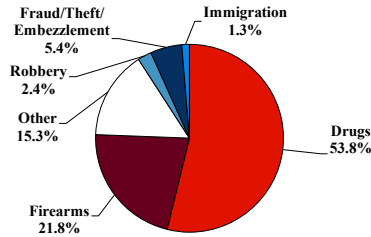
# District at a Glance

## Eastern District of Tennessee

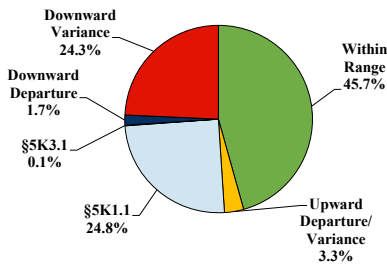
### Fiscal Year 2022



#### Type of Crime



#### Sentence Imposed Relative to the Guideline Range



#### SENTENCING INFORMATION BY TYPE OF CRIME

	TOTAL	Immigration	Drug Trafficking	Firearms	Fraud/Theft /Embezzle	Robbery	Child Porn	Money Laundering	All Other
<b>Total</b>	<b>754</b>	<b>10</b>	<b>406</b>	<b>164</b>	<b>41</b>	<b>18</b>	<b>22</b>	<b>47</b>	<b>46</b>
Mean Sentence (months)	87	12	95	51	31	117	138	139	119
Median Sentence (months)	70	10	87	45	24	120	128	84	49

#### IMPRISONMENT

<b>Total Receiving Imprisonment</b>	<b>723</b>	<b>10</b>	<b>399</b>	<b>159</b>	<b>31</b>	<b>18</b>	<b>22</b>	<b>42</b>	<b>42</b>
Prison Only	716	10	394	158	30	18	22	42	42
Up to 12 Months	31	6	9	4	7	0	1	2	2
13 to 60 Months	286	4	113	115	17	4	2	13	18
61 to 120 Months	227	0	164	34	3	7	8	7	4
Over 120 Months	172	0	108	5	3	7	11	20	18
Prison and Alternatives	7	0	5	1	1	0	0	0	0

#### PROBATION

<b>Total Receiving Probation</b>	<b>31</b>	<b>0</b>	<b>7</b>	<b>5</b>	<b>10</b>	<b>0</b>	<b>0</b>	<b>5</b>	<b>4</b>
Probation Only	27	0	6	4	9	0	0	4	4
Probation and Alternatives	4	0	1	1	1	0	0	1	0

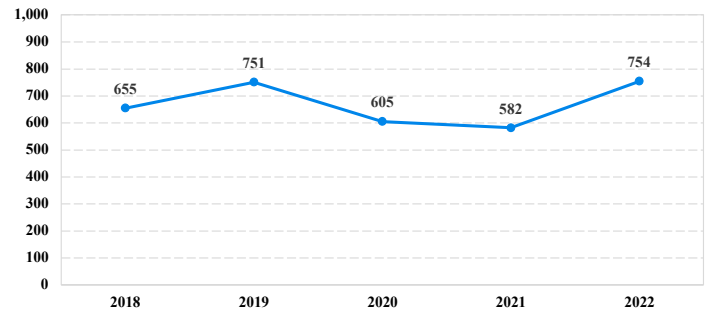
#### FINE ONLY

<b>Total</b>	<b>0</b>	<b>0</b>	<b>0</b>	<b>0</b>	<b>0</b>	<b>0</b>	<b>0</b>	<b>0</b>	<b>0</b>
--------------	----------	----------	----------	----------	----------	----------	----------	----------	----------

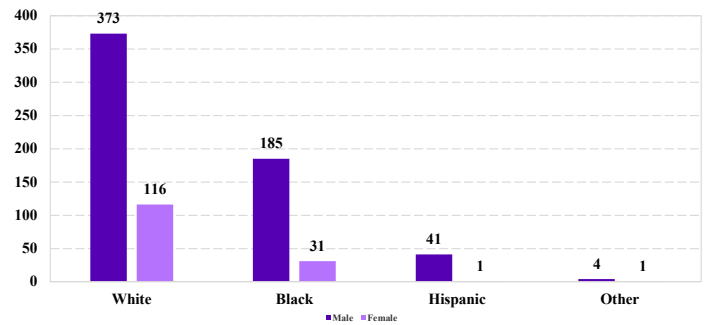
Cases with indeterminable sentence terms are excluded from the calculation of the Mean Sentence or Median Sentence category. Sentences greater than 470 months and probation were included in the sentence average computations as 470 months and zero months, respectively. Cases in the Total Receiving Imprisonment, Total Receiving Probation, and Fine Only categories total 100 percent of all cases. Cases missing information required for a specific analysis were excluded from that analysis. Descriptions of variables used in this analysis are provided in Appendix A.

SOURCE: U.S. Sentencing Commission, 2018 - 2022 Datafiles, USSCFY18 - USSCFY22.

#### Number of Federal Offenders Over Time



#### Race and Gender



#### Citizenship, Guilty Pleas, and Trials

