

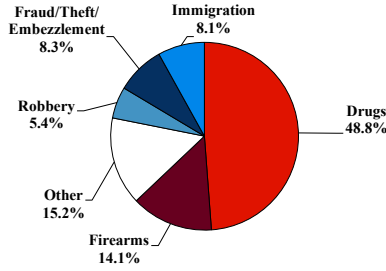
District at a Glance

Puerto Rico

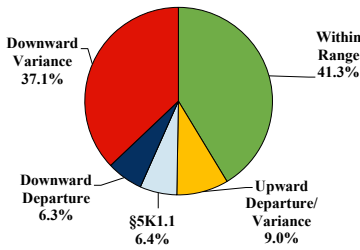
Fiscal Year 2022



Type of Crime



Sentence Imposed Relative to the Guideline Range



SENTENCING INFORMATION BY TYPE OF CRIME

	TOTAL	Immigration	Drug Trafficking	Firearms	Fraud/Theft /Embezzle	Robbery	Child Porn	Money Laundering	All Other
TOTAL	815	66	398	115	68	44	19	23	82
Mean Sentence (months)	63	14	72	44	7	118	65	42	106
Median Sentence (months)	60	12	70	37	0	119	60	24	71

IMPRISONMENT

Total Receiving Imprisonment	736	65	386	108	29	42	19	18	69
Prison Only	730	65	382	108	29	42	19	18	67
Up to 12 Months	82	30	21	5	17	0	2	0	7
13 to 60 Months	303	35	129	85	11	4	9	12	18
61 to 120 Months	257	0	200	15	0	18	7	4	13
Over 120 Months	88	0	32	3	1	20	1	2	29
Prison and Alternatives	6	0	4	0	0	0	0	0	2

PROBATION

Total Receiving Probation	78	1	12	7	38	2	0	5	13
Probation Only	72	1	11	6	36	1	0	5	12
Probation and Alternatives	6	0	1	1	2	1	0	0	1

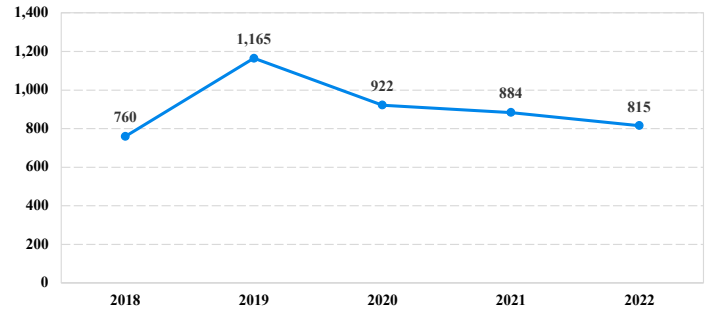
FINE ONLY

FINE ONLY	1	0	0	0	1	0	0	0	0
------------------	----------	----------	----------	----------	----------	----------	----------	----------	----------

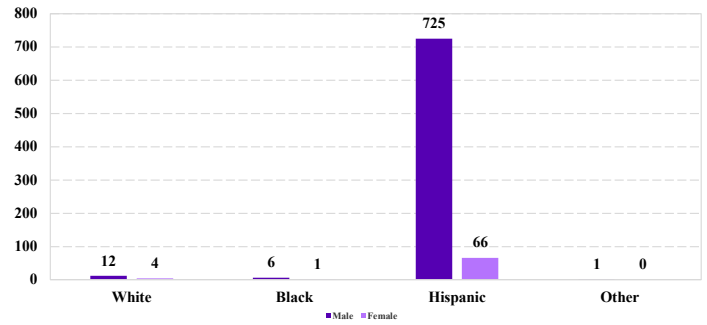
Cases with indeterminable sentence terms are excluded from the calculation of the Mean Sentence or Median Sentence category. Sentences greater than 470 months and probation were included in the sentence average computations as 470 months and zero months, respectively. Cases in the Total Receiving Imprisonment, Total Receiving Probation, and Fine Only categories total 100 percent of all cases. Cases missing information required for a specific analysis were excluded from that analysis. Descriptions of variables used in this analysis are provided in Appendix A.

SOURCE: U.S. Sentencing Commission, 2018 - 2022 Datafiles, USSCFY18 - USSCFY22.

Number of Federal Offenders Over Time



Race and Gender



Citizenship, Guilty Pleas, and Trials

