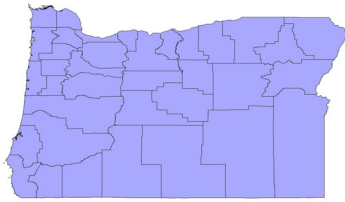


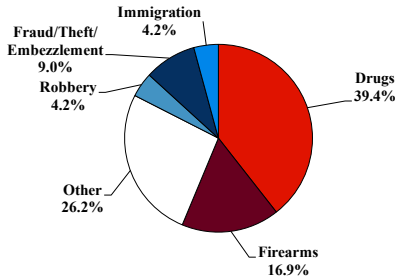
District at a Glance

District of Oregon

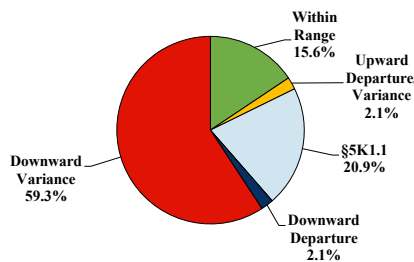
Fiscal Year 2022



Type of Crime



Sentence Imposed Relative to the Guideline Range



SENTENCING INFORMATION BY TYPE OF CRIME

	TOTAL	Immigration	Drug Trafficking	Firearms	Fraud/Theft /Embezzle	Robbery	Child Porn	Money Laundering	All Other
Total	378	16	146	64	34	16	15	17	70
Mean Sentence (months)	45	9	54	36	11	41	64	30	58
Median Sentence (months)	27	7	46	26	2	39	60	21	17

IMPRISONMENT

Total Receiving Imprisonment	343	16	143	57	22	15	15	16	59
Prison Only	327	16	137	55	21	14	15	16	53
Up to 12 Months	72	10	18	10	12	2	1	3	16
13 to 60 Months	163	6	69	36	9	8	7	10	18
61 to 120 Months	65	0	37	7	0	4	5	3	9
Over 120 Months	27	0	13	2	0	0	2	0	10
Prison and Alternatives	16	0	6	2	1	1	0	0	6

PROBATION

Total Receiving Probation	35	0	3	7	12	1	0	1	11
Probation Only	22	0	2	1	8	1	0	0	10
Probation and Alternatives	13	0	1	6	4	0	0	1	1

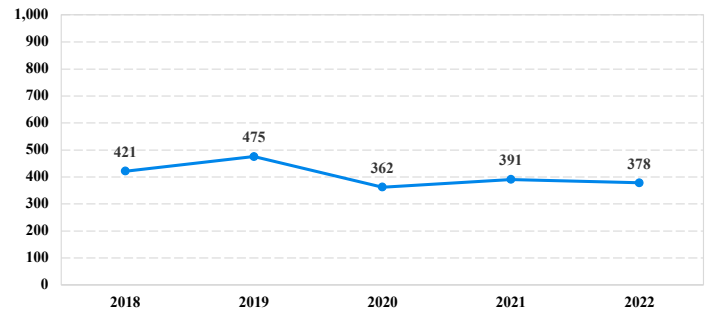
FINE ONLY

Total	0	0	0	0	0	0	0	0	0
--------------	----------	----------	----------	----------	----------	----------	----------	----------	----------

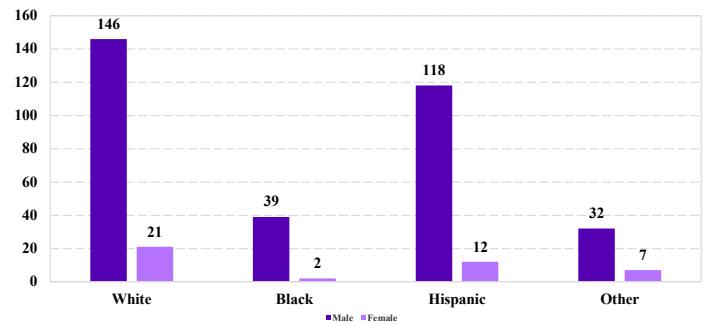
Cases with indeterminable sentence terms are excluded from the calculation of the Mean Sentence or Median Sentence category. Sentences greater than 470 months and probation were included in the sentence average computations as 470 months and zero months, respectively. Cases in the Total Receiving Imprisonment, Total Receiving Probation, and Fine Only categories total 100 percent of all cases. Cases missing information required for a specific analysis were excluded from that analysis. Descriptions of variables used in this analysis are provided in Appendix A.

SOURCE: U.S. Sentencing Commission, 2018 - 2022 Datafiles, USSCFY18 - USSCFY22.

Number of Federal Offenders Over Time



Race and Gender



Citizenship, Guilty Pleas, and Trials

