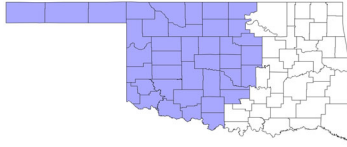


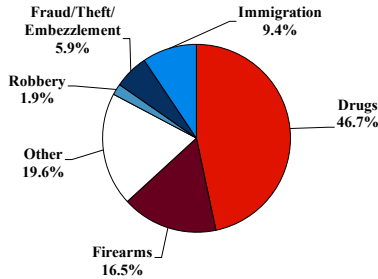
District at a Glance

Western District of Oklahoma

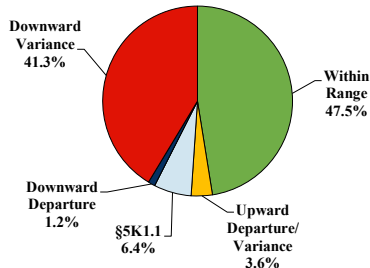
Fiscal Year 2022



Type of Crime



Sentence Imposed Relative to the Guideline Range



SENTENCING INFORMATION BY TYPE OF CRIME

	TOTAL	Immigration	Drug Trafficking	Firearms	Fraud/Theft /Embezzle	Robbery	Child Porn	Money Laundering	All Other
Total	424	40	137	70	25	8	10	6	128
Mean Sentence (months)	62	21	109	62	17	100	75	186	23
Median Sentence (months)	36	16	84	53	6	71	49	150	0

IMPRISONMENT

Total Receiving Imprisonment	348	40	131	64	19	8	10	6	70
Prison Only	347	40	130	64	19	8	10	6	70
Up to 12 Months	70	19	3	5	7	0	0	0	36
13 to 60 Months	132	21	39	29	11	3	6	0	23
61 to 120 Months	86	0	45	26	1	4	3	2	5
Over 120 Months	59	0	43	4	0	1	1	4	6
Prison and Alternatives	1	0	1	0	0	0	0	0	0

PROBATION

Total Receiving Probation	39	0	6	5	4	0	0	0	24
Probation Only	35	0	4	5	2	0	0	0	24
Probation and Alternatives	4	0	2	0	2	0	0	0	0

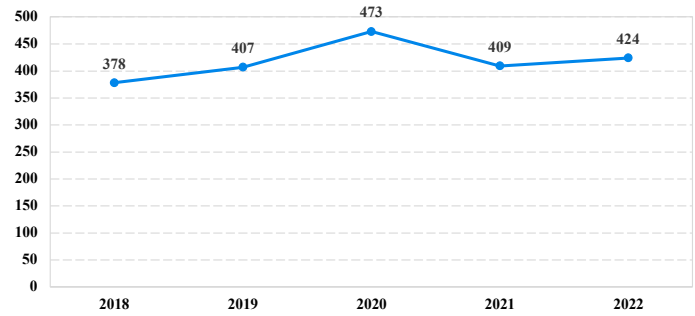
FINE ONLY

Total	37	0	0	1	2	0	0	0	34
--------------	-----------	----------	----------	----------	----------	----------	----------	----------	-----------

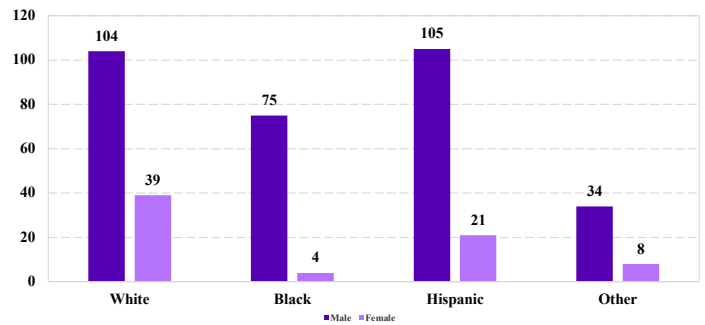
Cases with indeterminable sentence terms are excluded from the calculation of the Mean Sentence or Median Sentence category. Sentences greater than 470 months and probation were included in the sentence average computations as 470 months and zero months, respectively. Cases in the Total Receiving Imprisonment, Total Receiving Probation, and Fine Only categories total 100 percent of all cases. Cases missing information required for a specific analysis were excluded from that analysis. Descriptions of variables used in this analysis are provided in Appendix A.

SOURCE: U.S. Sentencing Commission, 2018 - 2022 Datafiles, USSCFY18 - USSCFY22.

Number of Federal Offenders Over Time



Race and Gender



Citizenship, Guilty Pleas, and Trials

