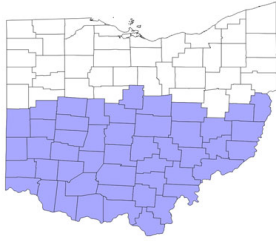


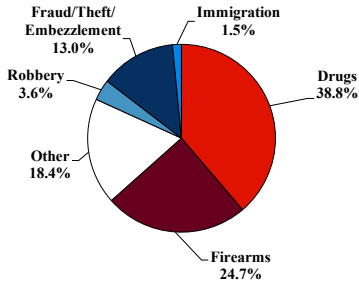
# District at a Glance

## Southern District of Ohio

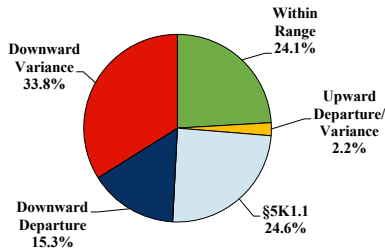
### Fiscal Year 2022



#### Type of Crime



#### Sentence Imposed Relative to the Guideline Range



#### SENTENCING INFORMATION BY TYPE OF CRIME

	TOTAL	Immigration	Drug Trafficking	Firearms	Fraud/Theft /Embezzle	Robbery	Child Porn	Money Laundering	All Other
<b>Total</b>	<b>583</b>	<b>9</b>	<b>222</b>	<b>144</b>	<b>76</b>	<b>21</b>	<b>20</b>	<b>8</b>	<b>83</b>
Mean Sentence (months)	54	14	56	36	13	109	111	37	95
Median Sentence (months)	35	9	48	33	6	100	111	29	36

#### IMPRISONMENT

<b>Total Receiving Imprisonment</b>	<b>509</b>	<b>9</b>	<b>205</b>	<b>135</b>	<b>43</b>	<b>21</b>	<b>20</b>	<b>8</b>	<b>68</b>
Prison Only	482	9	195	130	38	20	20	8	62
Up to 12 Months	73	6	36	4	12	0	0	2	13
13 to 60 Months	242	3	81	108	24	4	3	4	15
61 to 120 Months	103	0	54	16	2	9	11	2	9
Over 120 Months	64	0	24	2	0	7	6	0	25
Prison and Alternatives	27	0	10	5	5	1	0	0	6

#### PROBATION

<b>Total Receiving Probation</b>	<b>73</b>	<b>0</b>	<b>17</b>	<b>9</b>	<b>32</b>	<b>0</b>	<b>0</b>	<b>0</b>	<b>15</b>
Probation Only	58	0	15	8	23	0	0	0	12
Probation and Alternatives	15	0	2	1	9	0	0	0	3

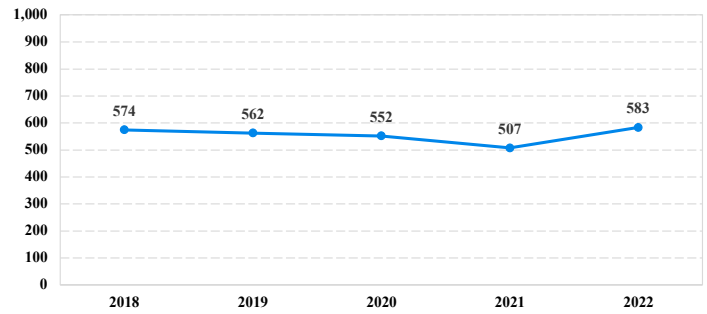
#### FINE ONLY

<b>Total</b>	<b>1</b>	<b>0</b>	<b>0</b>	<b>0</b>	<b>1</b>	<b>0</b>	<b>0</b>	<b>0</b>	<b>0</b>
--------------	----------	----------	----------	----------	----------	----------	----------	----------	----------

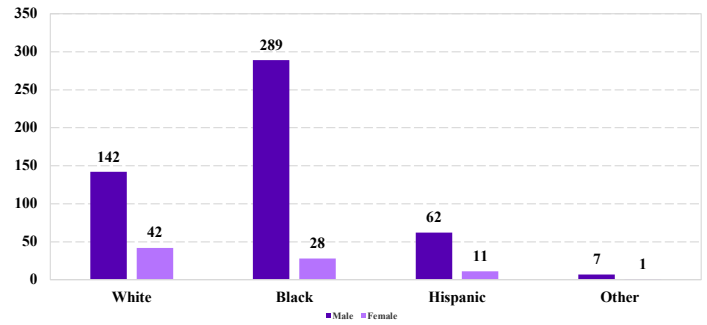
Cases with indeterminable sentence terms are excluded from the calculation of the Mean Sentence or Median Sentence category. Sentences greater than 470 months and probation were included in the sentence average computations as 470 months and zero months, respectively. Cases in the Total Receiving Imprisonment, Total Receiving Probation, and Fine Only categories total 100 percent of all cases. Cases missing information required for a specific analysis were excluded from that analysis. Descriptions of variables used in this analysis are provided in Appendix A.

SOURCE: U.S. Sentencing Commission, 2018 - 2022 Datafiles, USSCFY18 - USSCFY22.

#### Number of Federal Offenders Over Time



#### Race and Gender



#### Citizenship, Guilty Pleas, and Trials

