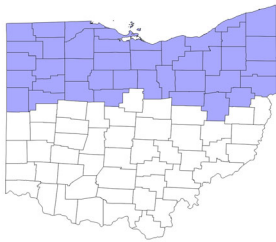


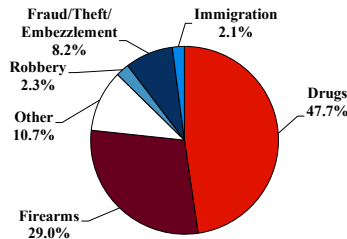
# District at a Glance

## Northern District of Ohio

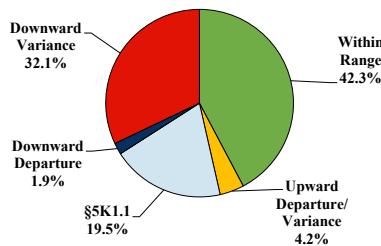
### Fiscal Year 2022



#### Type of Crime



#### Sentence Imposed Relative to the Guideline Range



#### SENTENCING INFORMATION BY TYPE OF CRIME

	TOTAL	Immigration	Drug Trafficking	Firearms	Fraud/Theft /Embezzle	Robbery	Child Porn	Money Laundering	All Other
<b>Total</b>	<b>1,141</b>	<b>24</b>	<b>543</b>	<b>331</b>	<b>94</b>	<b>26</b>	<b>34</b>	<b>11</b>	<b>78</b>
Mean Sentence (months)	61	12	73	43	23	110	138	51	71
Median Sentence (months)	42	11	60	37	12	113	120	18	24

#### IMPRISONMENT

	TOTAL	Immigration	Drug Trafficking	Firearms	Fraud/Theft /Embezzle	Robbery	Child Porn	Money Laundering	All Other
<b>Total Receiving Imprisonment</b>	<b>1,044</b>	<b>21</b>	<b>511</b>	<b>309</b>	<b>67</b>	<b>26</b>	<b>34</b>	<b>8</b>	<b>68</b>
Prison Only	1,013	21	497	301	60	26	34	8	66
Up to 12 Months	84	11	22	24	11	0	3	1	12
13 to 60 Months	533	10	227	207	43	7	1	4	34
61 to 120 Months	247	0	151	63	5	8	15	2	3
Over 120 Months	149	0	97	7	1	11	15	1	17
Prison and Alternatives	31	0	14	8	7	0	0	0	2

#### PROBATION

	TOTAL	Immigration	Drug Trafficking	Firearms	Fraud/Theft /Embezzle	Robbery	Child Porn	Money Laundering	All Other
<b>Total Receiving Probation</b>	<b>96</b>	<b>3</b>	<b>31</b>	<b>22</b>	<b>27</b>	<b>0</b>	<b>0</b>	<b>3</b>	<b>10</b>
Probation Only	66	3	19	16	18	0	0	1	9
Probation and Alternatives	30	0	12	6	9	0	0	2	1

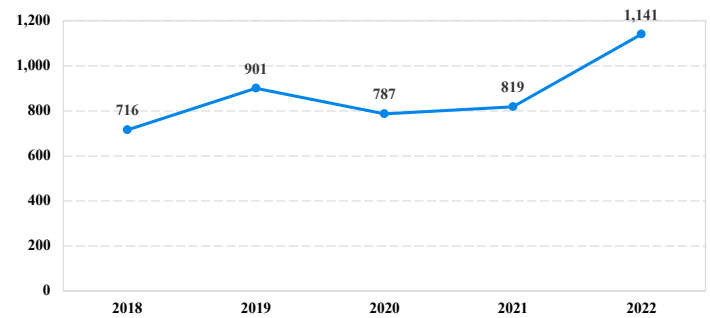
#### FINE ONLY

	TOTAL	Immigration	Drug Trafficking	Firearms	Fraud/Theft /Embezzle	Robbery	Child Porn	Money Laundering	All Other
<b>Total</b>	<b>1</b>	<b>0</b>	<b>1</b>	<b>0</b>	<b>0</b>	<b>0</b>	<b>0</b>	<b>0</b>	<b>0</b>

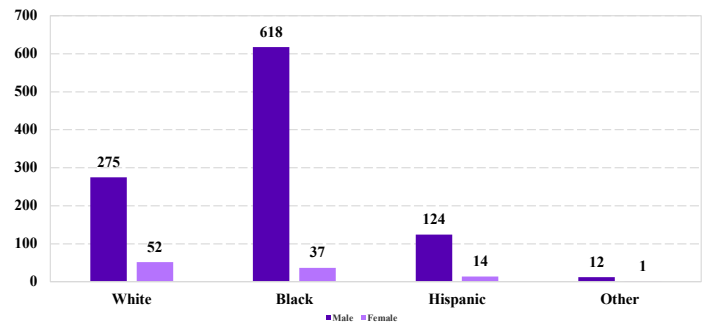
Cases with indeterminable sentence terms are excluded from the calculation of the Mean Sentence or Median Sentence category. Sentences greater than 470 months and probation were included in the sentence average computations as 470 months and zero months, respectively. Cases in the Total Receiving Imprisonment, Total Receiving Probation, and Fine Only categories total 100 percent of all cases. Cases missing information required for a specific analysis were excluded from that analysis. Descriptions of variables used in this analysis are provided in Appendix A.

SOURCE: U.S. Sentencing Commission, 2018 - 2022 Datafiles, USSCFY18 - USSCFY22.

#### Number of Federal Offenders Over Time



#### Race and Gender



#### Citizenship, Guilty Pleas, and Trials

