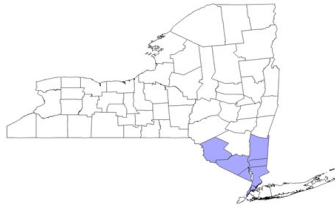


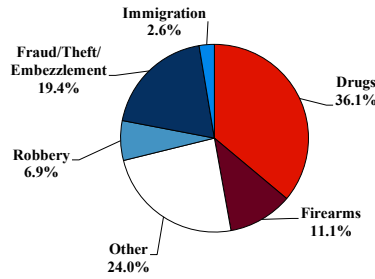
District at a Glance

Southern District of New York

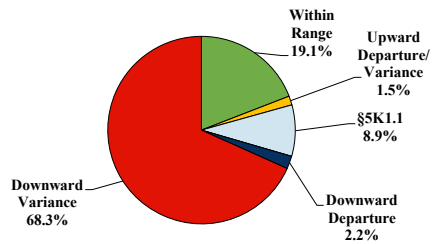
Fiscal Year 2022



Type of Crime



Sentence Imposed Relative to the Guideline Range



SENTENCING INFORMATION BY TYPE OF CRIME

	TOTAL	Immigration	Drug Trafficking	Firearms	Fraud/Theft /Embezzle	Robbery	Child Porn	Money Laundering	All Other
	1,297	34	464	144	251	89	10	60	245
Mean Sentence (months)	53	17	58	45	23	66	22	27	87
Median Sentence (months)	33	13	54	36	14	51	14	6	41

IMPRISONMENT

Total Receiving Imprisonment	1,231	32	457	142	228	86	10	51	225
Prison Only	1,166	32	440	134	204	85	8	51	212
Up to 12 Months	265	15	84	9	68	13	3	24	49
13 to 60 Months	547	16	198	98	117	33	4	17	64
61 to 120 Months	232	1	115	24	16	26	1	8	41
Over 120 Months	122	0	43	3	3	13	0	2	58
Prison and Alternatives	65	0	17	8	24	1	2	0	13

PROBATION

Total Receiving Probation	64	2	7	2	23	3	0	9	18
Probation Only	40	1	4	1	12	1	0	5	16
Probation and Alternatives	24	1	3	1	11	2	0	4	2

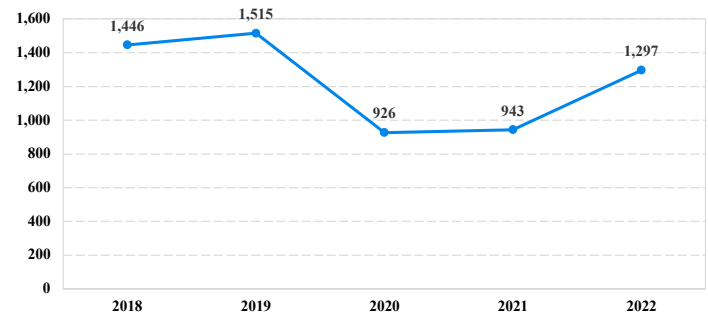
FINE ONLY

FINE ONLY	2	0	0	0	0	0	0	0	2
------------------	----------	----------	----------	----------	----------	----------	----------	----------	----------

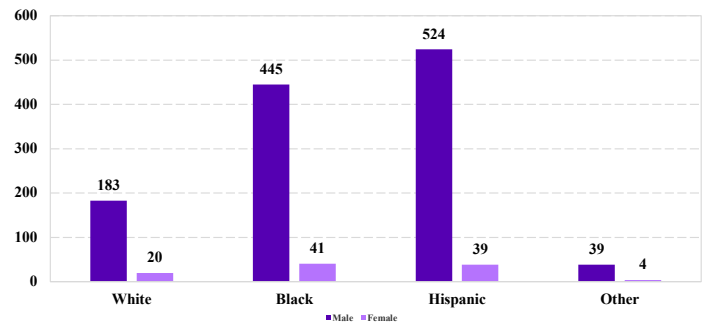
Cases with indeterminable sentence terms are excluded from the calculation of the Mean Sentence or Median Sentence category. Sentences greater than 470 months and probation were included in the sentence average computations as 470 months and zero months, respectively. Cases in the Total Receiving Imprisonment, Total Receiving Probation, and Fine Only categories total 100 percent of all cases. Cases missing information required for a specific analysis were excluded from that analysis. Descriptions of variables used in this analysis are provided in Appendix A.

SOURCE: U.S. Sentencing Commission, 2018 - 2022 Datafiles, USSCFY18 - USSCFY22.

Number of Federal Offenders Over Time



Race and Gender



Citizenship, Guilty Pleas, and Trials

