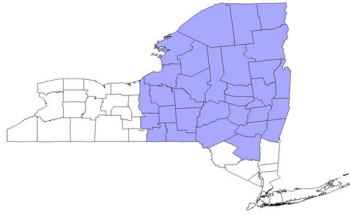


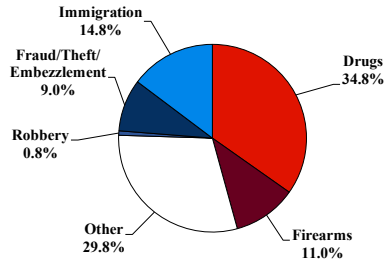
District at a Glance

Northern District of New York

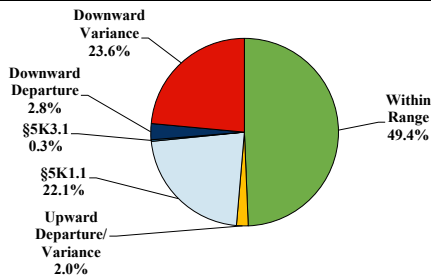
Fiscal Year 2022



Type of Crime



Sentence Imposed Relative to the Guideline Range



SENTENCING INFORMATION BY TYPE OF CRIME

	TOTAL	Immigration	Drug Trafficking	Firearms	Fraud/Theft /Embezzle	Robbery	Child Porn	Money Laundering	All Other
Total	400	59	138	44	36	3	31	9	80
Mean Sentence (months)	54	11	57	35	14	77	152	61	71
Median Sentence (months)	35	4	55	36	0	111	156	60	14

IMPRISONMENT

Total Receiving Imprisonment	351	57	136	44	21	3	31	8	51
Prison Only	349	57	135	43	21	3	31	8	51
Up to 12 Months	79	39	12	8	9	1	0	1	9
13 to 60 Months	156	18	72	31	11	0	1	3	20
61 to 120 Months	69	0	43	4	1	2	10	3	6
Over 120 Months	45	0	8	0	0	0	20	1	16
Prison and Alternatives	2	0	1	1	0	0	0	0	0

PROBATION

Total Receiving Probation	43	2	2	0	11	0	0	1	27
Probation Only	41	2	2	0	10	0	0	1	26
Probation and Alternatives	2	0	0	0	1	0	0	0	1

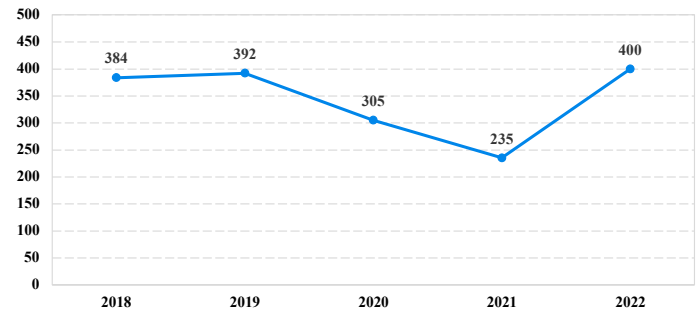
FINE ONLY

Total	6	0	0	0	4	0	0	0	2
--------------	----------	----------	----------	----------	----------	----------	----------	----------	----------

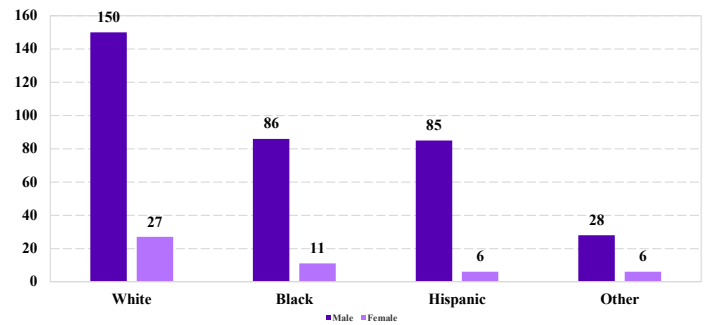
Cases with indeterminable sentence terms are excluded from the calculation of the Mean Sentence or Median Sentence category. Sentences greater than 470 months and probation were included in the sentence average computations as 470 months and zero months, respectively. Cases in the Total Receiving Imprisonment, Total Receiving Probation, and Fine Only categories total 100 percent of all cases. Cases missing information required for a specific analysis were excluded from that analysis. Descriptions of variables used in this analysis are provided in Appendix A.

SOURCE: U.S. Sentencing Commission, 2018 - 2022 Datafiles, USSCFY18 - USSCFY22.

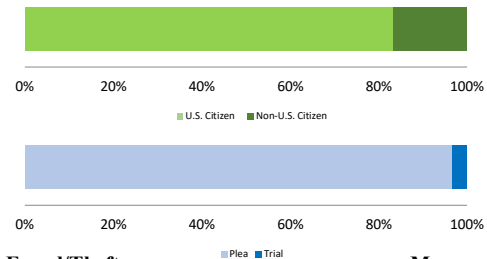
Number of Federal Offenders Over Time



Race and Gender



Citizenship, Guilty Pleas, and Trials



Legend: U.S. Citizen (Green), Non-U.S. Citizen (Dark Green)

Legend: Plea (Light Blue), Trial (Dark Blue)