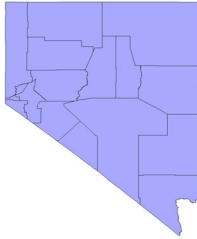


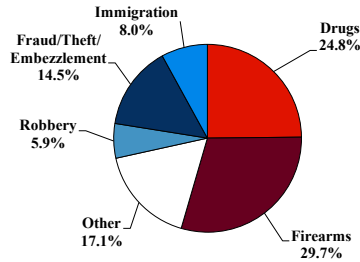
District at a Glance

District of Nevada

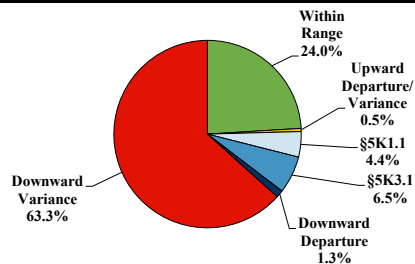
Fiscal Year 2022



Type of Crime



Sentence Imposed Relative to the Guideline Range



SENTENCING INFORMATION BY TYPE OF CRIME

	TOTAL	Immigration	Drug Trafficking	Firearms	Fraud/Theft /Embezzle	Robbery	Child Porn	Money Laundering	All Other
Total	387	31	95	115	56	23	17	9	41
Mean Sentence (months)	48	14	61	28	28	112	103	22	67
Median Sentence (months)	30	8	65	27	18	94	78	6	24

IMPRISONMENT

Total Receiving Imprisonment	341	27	90	104	40	23	17	5	35
Prison Only	311	27	82	92	38	22	16	3	31
Up to 12 Months	51	15	10	13	5	1	0	0	7
13 to 60 Months	155	11	28	69	25	4	4	1	13
61 to 120 Months	82	1	39	10	8	11	8	2	3
Over 120 Months	23	0	5	0	0	6	4	0	8
Prison and Alternatives	30	0	8	12	2	1	1	2	4

PROBATION

Total Receiving Probation	45	4	5	11	16	0	0	4	5
Probation Only	32	3	5	8	12	0	0	1	3
Probation and Alternatives	13	1	0	3	4	0	0	3	2

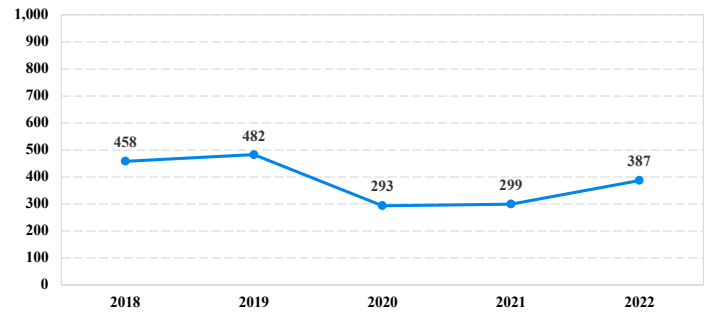
FINE ONLY

Total	1	0	0	0	0	0	0	0	1
--------------	----------	----------	----------	----------	----------	----------	----------	----------	----------

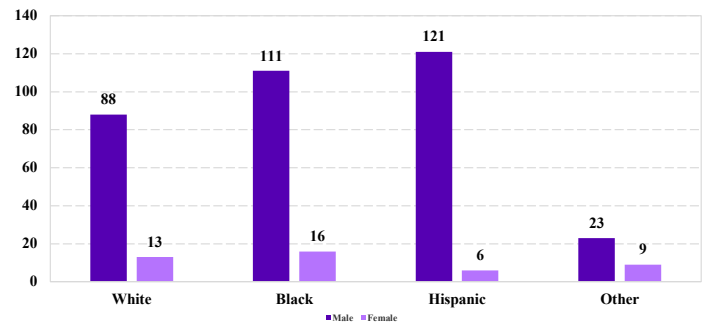
Cases with indeterminable sentence terms are excluded from the calculation of the Mean Sentence or Median Sentence category. Sentences greater than 470 months and probation were included in the sentence average computations as 470 months and zero months, respectively. Cases in the Total Receiving Imprisonment, Total Receiving Probation, and Fine Only categories total 100 percent of all cases. Cases missing information required for a specific analysis were excluded from that analysis. Descriptions of variables used in this analysis are provided in Appendix A.

SOURCE: U.S. Sentencing Commission, 2018 - 2022 Datafiles, USSCFY18 - USSCFY22.

Number of Federal Offenders Over Time



Race and Gender



Citizenship, Guilty Pleas, and Trials

