

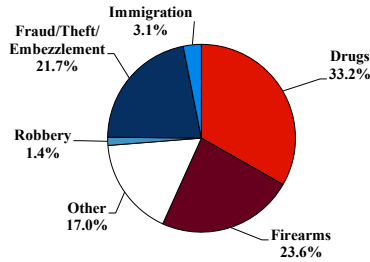
District at a Glance

District of New Jersey

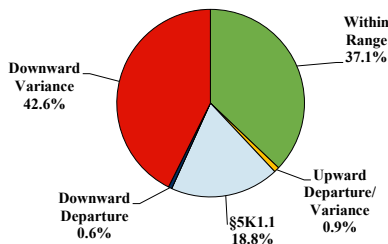
Fiscal Year 2022



Type of Crime



Sentence Imposed Relative to the Guideline Range



SENTENCING INFORMATION BY TYPE OF CRIME

	TOTAL	Immigration	Drug Trafficking	Firearms	Fraud/Theft /Embezzle	Robbery	Child Porn	Money Laundering	All Other
Total	641	20	210	151	139	9	12	17	83
Mean Sentence (months)	46	16	56	53	22	128	125	44	37
Median Sentence (months)	30	14	46	46	16	97	98	33	12

IMPRISONMENT

Total Receiving Imprisonment	572	19	200	147	111	9	12	15	59
Prison Only	540	19	190	144	99	9	12	13	54
Up to 12 Months	69	8	19	4	24	0	1	2	11
13 to 60 Months	316	10	107	91	65	2	0	7	34
61 to 120 Months	118	1	44	47	10	4	8	2	2
Over 120 Months	37	0	20	2	0	3	3	2	7
Prison and Alternatives	32	0	10	3	12	0	0	2	5

PROBATION

Total Receiving Probation	69	1	10	4	28	0	0	2	24
Probation Only	49	0	6	1	22	0	0	1	19
Probation and Alternatives	20	1	4	3	6	0	0	1	5

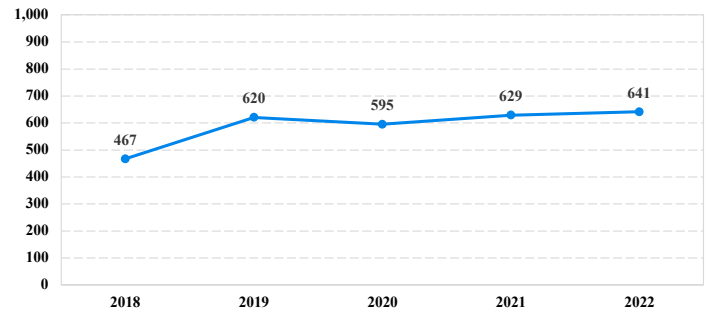
FINE ONLY

Total	0	0	0	0	0	0	0	0	0
--------------	----------	----------	----------	----------	----------	----------	----------	----------	----------

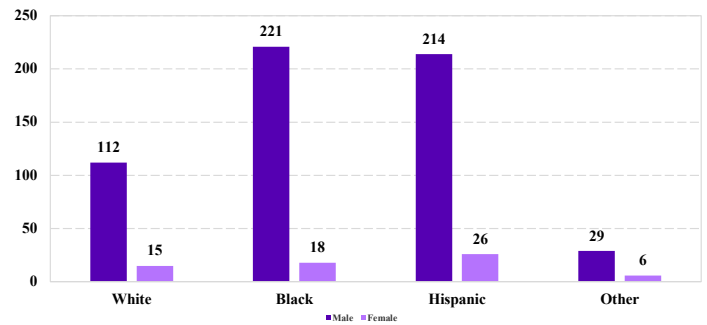
Cases with indeterminable sentence terms are excluded from the calculation of the Mean Sentence or Median Sentence category. Sentences greater than 470 months and probation were included in the sentence average computations as 470 months and zero months, respectively. Cases in the Total Receiving Imprisonment, Total Receiving Probation, and Fine Only categories total 100 percent of all cases. Cases missing information required for a specific analysis were excluded from that analysis. Descriptions of variables used in this analysis are provided in Appendix A.

SOURCE: U.S. Sentencing Commission, 2018 - 2022 Datafiles, USSCFY18 - USSCFY22.

Number of Federal Offenders Over Time



Race and Gender



Citizenship, Guilty Pleas, and Trials

