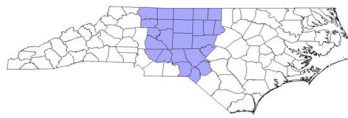


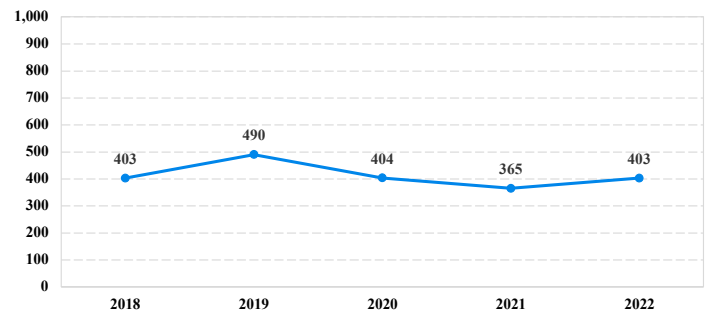
District at a Glance

Middle District of North Carolina

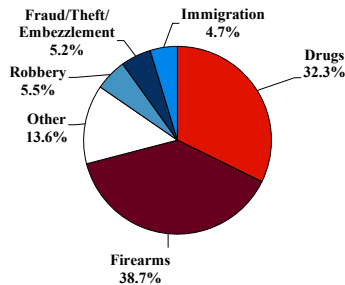
Fiscal Year 2022



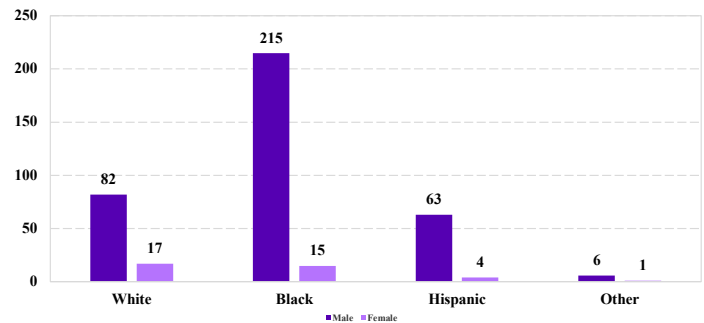
Number of Federal Offenders Over Time



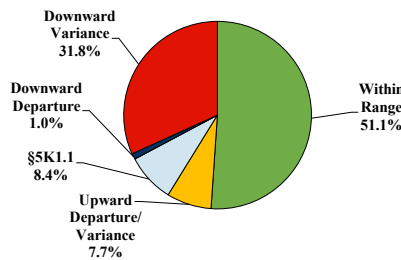
Type of Crime



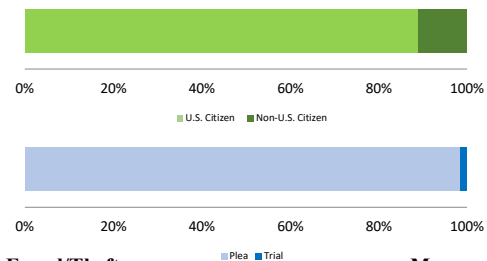
Race and Gender



Sentence Imposed Relative to the Guideline Range



Citizenship, Guilty Pleas, and Trials



SENTENCING INFORMATION BY TYPE OF CRIME

	TOTAL	Immigration	Drug Trafficking	Firearms	Fraud/Theft /Embezzle	Robbery	Child Porn	Money Laundering	All Other
Total	403	19	129	156	21	22	21	2	33
Mean Sentence (months)	80	21	96	61	31	111	133	--	121
Median Sentence (months)	63	24	84	54	18	98	120	--	60

IMPRISONMENT

Total Receiving Imprisonment	382	18	126	148	15	20	21	2	32
Prison Only	375	18	122	147	15	19	21	2	31
Up to 12 Months	9	3	1	0	3	0	0	0	2
13 to 60 Months	163	15	33	85	7	4	4	1	14
61 to 120 Months	129	0	52	53	4	6	7	1	6
Over 120 Months	74	0	36	9	1	9	10	0	9
Prison and Alternatives	7	0	4	1	0	1	0	0	1

PROBATION

Total Receiving Probation	21	1	3	8	6	2	0	0	1
Probation Only	15	1	3	4	4	2	0	0	1
Probation and Alternatives	6	0	0	4	2	0	0	0	0

FINE ONLY

Total	0	0	0	0	0	0	0	0	0
--------------	----------	----------	----------	----------	----------	----------	----------	----------	----------

Cases with indeterminable sentence terms are excluded from the calculation of the Mean Sentence or Median Sentence category. Sentences greater than 470 months and probation were included in the sentence average computations as 470 months and zero months, respectively. Cases in the Total Receiving Imprisonment, Total Receiving Probation, and Fine Only categories total 100 percent of all cases. Cases missing information required for a specific analysis were excluded from that analysis. Descriptions of variables used in this analysis are provided in Appendix A.

SOURCE: U.S. Sentencing Commission, 2018 - 2022 Datafiles, USSCFY18 - USSCFY22.