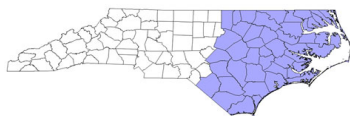


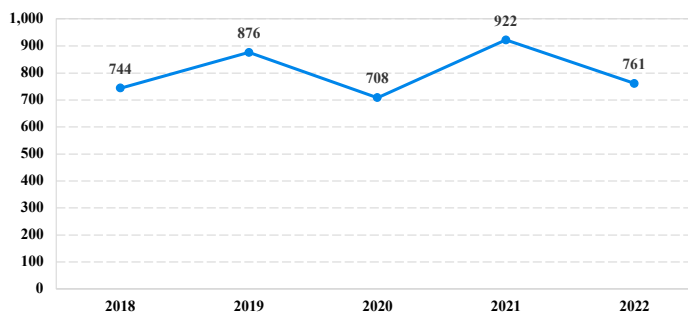
District at a Glance

Eastern District of North Carolina

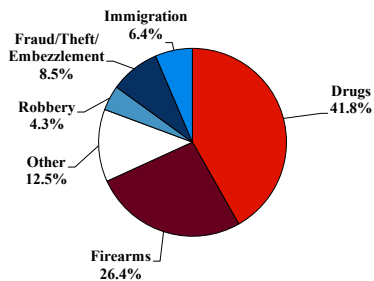
Fiscal Year 2022



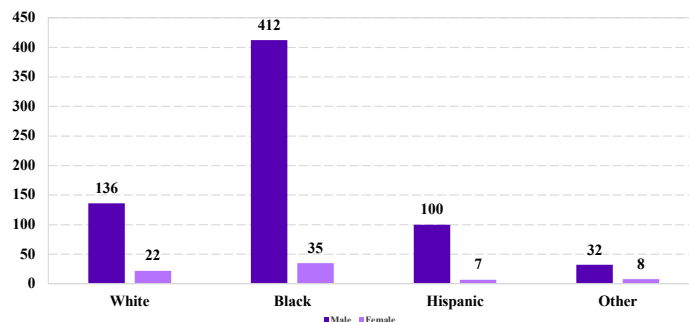
Number of Federal Offenders Over Time



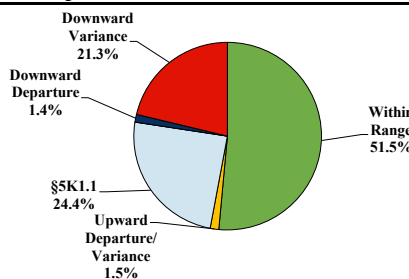
Type of Crime



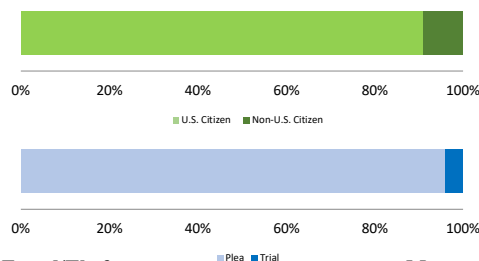
Race and Gender



Sentence Imposed Relative to the Guideline Range



Citizenship, Guilty Pleas, and Trials



SENTENCING INFORMATION BY TYPE OF CRIME

	TOTAL	Immigration	Drug Trafficking	Firearms	Fraud/Theft /Embezzle	Robbery	Child Porn	Money Laundering	All Other
Total	761	49	286	201	65	33	10	5	112
Mean Sentence (months)	72	10	110	59	23	119	80	116	38
Median Sentence (months)	54	7	92	46	12	96	65	78	4

IMPRISONMENT

	TOTAL	Immigration	Drug Trafficking	Firearms	Fraud/Theft /Embezzle	Robbery	Child Porn	Money Laundering	All Other
Total Receiving Imprisonment	675	37	281	193	49	33	10	5	67
Prison Only	666	37	276	193	47	33	10	5	65
Up to 12 Months	76	17	7	16	13	0	1	0	22
13 to 60 Months	242	19	48	110	25	9	4	1	26
61 to 120 Months	214	1	129	52	7	10	3	3	9
Over 120 Months	134	0	92	15	2	14	2	1	8
Prison and Alternatives	9	0	5	0	2	0	0	0	2

PROBATION

	TOTAL	Immigration	Drug Trafficking	Firearms	Fraud/Theft /Embezzle	Robbery	Child Porn	Money Laundering	All Other
Total Receiving Probation	63	12	5	8	13	0	0	0	25
Probation Only	49	12	3	5	9	0	0	0	20
Probation and Alternatives	14	0	2	3	4	0	0	0	5

FINE ONLY

	TOTAL	Immigration	Drug Trafficking	Firearms	Fraud/Theft /Embezzle	Robbery	Child Porn	Money Laundering	All Other
Total	23	0	0	0	3	0	0	0	20

Cases with indeterminable sentence terms are excluded from the calculation of the Mean Sentence or Median Sentence category. Sentences greater than 470 months and probation were included in the sentence average computations as 470 months and zero months, respectively. Cases in the Total Receiving Imprisonment, Total Receiving Probation, and Fine Only categories total 100 percent of all cases. Cases missing information required for a specific analysis were excluded from that analysis. Descriptions of variables used in this analysis are provided in Appendix A.

SOURCE: U.S. Sentencing Commission, 2018 - 2022 Datafiles, USSCFY18 - USSCFY22.