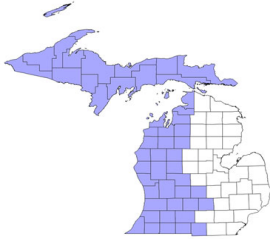


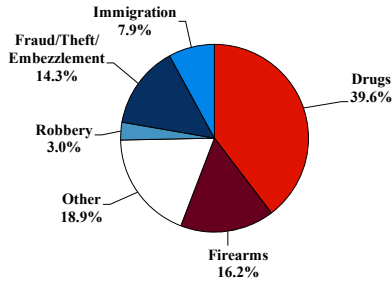
District at a Glance

Western District of Michigan

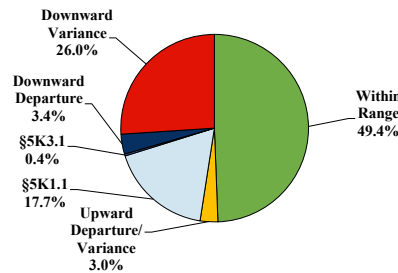
Fiscal Year 2022



Type of Crime



Sentence Imposed Relative to the Guideline Range



SENTENCING INFORMATION BY TYPE OF CRIME

	TOTAL	Immigration	Drug Trafficking	Firearms	Fraud/Theft /Embezzle	Robbery	Child Porn	Money Laundering	All Other
TOTAL	265	21	105	43	38	8	5	5	40
Mean Sentence (months)	86	12	118	71	32	80	224	22	99
Median Sentence (months)	60	9	120	58	17	58	192	30	43

IMPRISONMENT

Total Receiving Imprisonment	241	20	102	40	27	8	5	4	35
Prison Only	240	20	102	40	27	8	5	4	34
Up to 12 Months	22	12	1	0	4	0	0	1	4
13 to 60 Months	91	8	24	20	18	4	0	3	14
61 to 120 Months	62	0	35	16	3	3	1	0	4
Over 120 Months	65	0	42	4	2	1	4	0	12
Prison and Alternatives	1	0	0	0	0	0	0	0	1

PROBATION

Total Receiving Probation	23	1	3	3	11	0	0	1	4
Probation Only	16	1	3	3	5	0	0	1	3
Probation and Alternatives	7	0	0	0	6	0	0	0	1

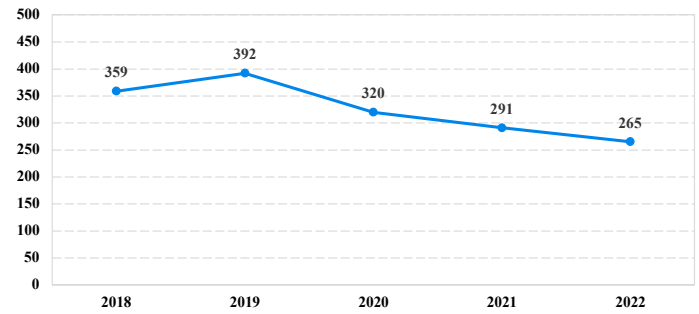
FINE ONLY

FINE ONLY	1	0	0	0	0	0	0	0	1
------------------	----------	----------	----------	----------	----------	----------	----------	----------	----------

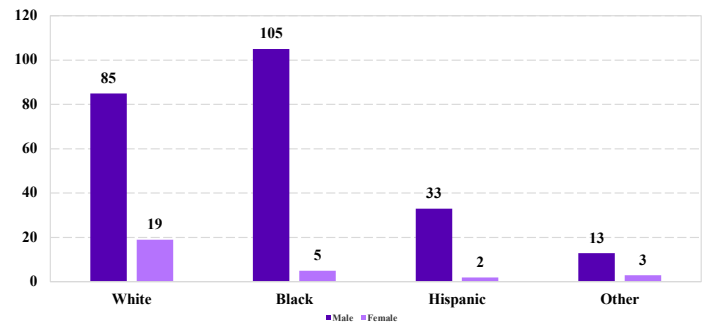
Cases with indeterminable sentence terms are excluded from the calculation of the Mean Sentence or Median Sentence category. Sentences greater than 470 months and probation were included in the sentence average computations as 470 months and zero months, respectively. Cases in the Total Receiving Imprisonment, Total Receiving Probation, and Fine Only categories total 100 percent of all cases. Cases missing information required for a specific analysis were excluded from that analysis. Descriptions of variables used in this analysis are provided in Appendix A.

SOURCE: U.S. Sentencing Commission, 2018 - 2022 Datafiles, USSCFY18 - USSCFY22.

Number of Federal Offenders Over Time



Race and Gender



Citizenship, Guilty Pleas, and Trials

