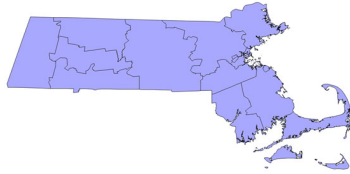


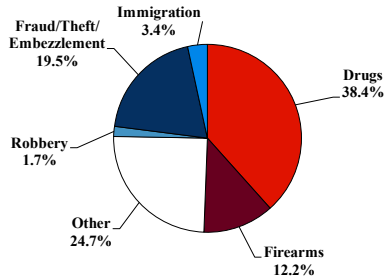
District at a Glance

District of Massachusetts

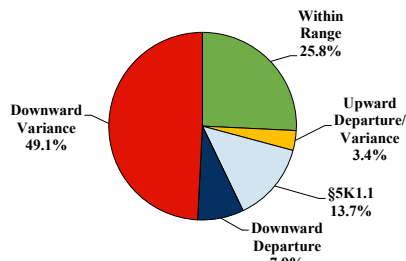
Fiscal Year 2022



Type of Crime



Sentence Imposed Relative to the Guideline Range



SENTENCING INFORMATION BY TYPE OF CRIME

	TOTAL	Immigration	Drug Trafficking	Firearms	Fraud/Theft /Embezzle	Robbery	Child Porn	Money Laundering	All Other
TOTAL	466	16	179	57	91	8	13	16	86
Mean Sentence (months)	50	15	54	42	19	76	101	42	77
Median Sentence (months)	30	9	45	37	12	72	120	44	15

IMPRISONMENT

Total Receiving Imprisonment	430	13	178	56	76	8	13	14	72
Prison Only	394	13	162	45	71	6	13	13	71
Up to 12 Months	95	6	32	7	24	0	0	5	21
13 to 60 Months	201	6	84	28	44	4	4	5	26
61 to 120 Months	58	1	33	9	3	1	5	2	4
Over 120 Months	40	0	13	1	0	1	4	1	20
Prison and Alternatives	36	0	16	11	5	2	0	1	1

PROBATION

Total Receiving Probation	35	3	1	1	14	0	0	2	14
Probation Only	21	1	1	1	6	0	0	1	11
Probation and Alternatives	14	2	0	0	8	0	0	1	3

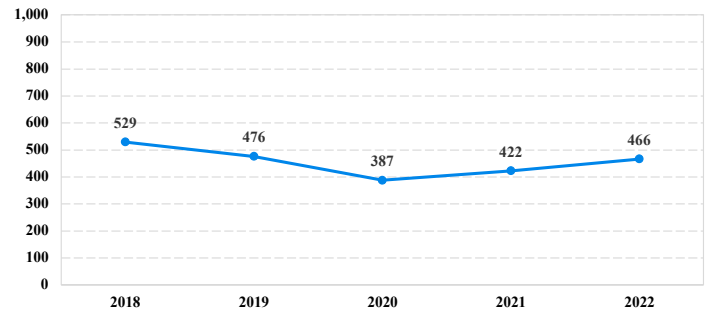
FINE ONLY

FINE ONLY	1	0	0	0	1	0	0	0	0
------------------	----------	----------	----------	----------	----------	----------	----------	----------	----------

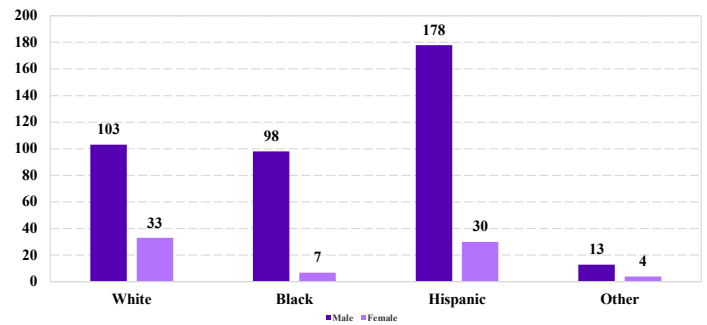
Cases with indeterminable sentence terms are excluded from the calculation of the Mean Sentence or Median Sentence category. Sentences greater than 470 months and probation were included in the sentence average computations as 470 months and zero months, respectively. Cases in the Total Receiving Imprisonment, Total Receiving Probation, and Fine Only categories total 100 percent of all cases. Cases missing information required for a specific analysis were excluded from that analysis. Descriptions of variables used in this analysis are provided in Appendix A.

SOURCE: U.S. Sentencing Commission, 2018 - 2022 Datafiles, USSCFY18 - USSCFY22.

Number of Federal Offenders Over Time



Race and Gender



Citizenship, Guilty Pleas, and Trials

